






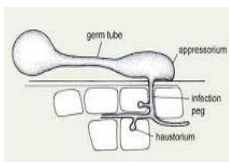









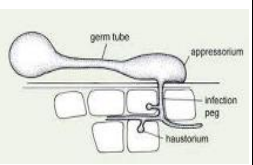




Crop Disease Calendar of *Rabi* season Brinjal (Fruit rot): Khulna Region (Districts: Khulna, Norail, Bagerhat, Sathkhira) Bangladesh

| Region: Khulna | | Rabi season Brinjal: Fruit rot disease | | | | | | | | | | | | | | | | | | | | Life span: 150-170 days | | | | | | |
|-----------------------|--|--|--|------|----------|------|------|------|--|------|------|------|--|------|------|------|--|----------|--|------|---|-------------------------|------|------|---|------|------|------|
| Weather warning | Months | October | | | November | | | | December | | | | January | | | | | February | | | | Marh | | | | | | |
| | Max. Temp. (°C) | 35°C | | | | | | | | | | | | | | | | | | | | | | | | | | |
| | Min. Temp. (°C) | 27 °C | | | | | | | | | | | | | | | | | | | | | | | | | | |
| | RH Max (%) | 50% | | | | | | | | | | | | | | | | | | | | | | | | | | |
| | RH Min (%) | 30% | | | | | | | | | | | | | | | | | | | | | | | | | | |
| | Rainfall (mm) | Hot and humid conditions for infection and disease development | | | | | | | | | | | | | | | | | | | | | | | | | | |
| Weekly normal weather | Std.Week/Normal | 42 | 43 | 44 | 45 | 46 | 47 | 48 | 49 | 50 | 51 | 52 | 1 | 2 | 3 | 4 | | | | 5 | 6 | 7 | 8 | 9 | 10 | 11 | 12 | 13 |
| | Rainfall (mm) | 31.5 | 26.5 | 9.5 | 13.0 | 8.0 | 3.0 | 3.5 | 1.0 | 4.0 | 0.0 | 1.0 | 3.0 | 1.5 | 0.0 | 3.5 | | | | 5.5 | 6.5 | 5.0 | 13.5 | 6.5 | 2.5 | 6.5 | 13.5 | 16.0 |
| | Max. Temp. (°C) | 32.4 | 31.7 | 31.0 | 31.0 | 30.1 | 29.5 | 28.5 | 27.7 | 27.0 | 26.0 | 25.6 | 25.0 | 25.0 | 25.8 | 26.2 | | | | 27.0 | 27.7 | 29.0 | 30.1 | 31.0 | 32.4 | 33.4 | 34.1 | 34.0 |
| | Min. Temp. (°C) | 24.2 | 22.5 | 21.5 | 20.6 | 19.3 | 18.0 | 16.3 | 15.3 | 14.5 | 13.4 | 12.6 | 12.2 | 12.2 | 12.7 | 12.4 | | | | 13.9 | 14.5 | 16.2 | 17.0 | 18.1 | 19.4 | 20.4 | 22.0 | 22.7 |
| | RH max (%) | 96.2 | 96.3 | 96.0 | 95.6 | 95.9 | 95.8 | 95.5 | 94.7 | 95.7 | 95.8 | 95.7 | 95.4 | 95.2 | 94.9 | 94.9 | | | | 95.1 | 94.5 | 94.3 | 94.3 | 93.7 | 93.7 | 93.5 | 94.5 | 94.1 |
| | RH Min (%) | 49.5 | 52.5 | 48.5 | 53.5 | 52.5 | 53.5 | 53.0 | 52.0 | 49.5 | 48.0 | 48.5 | 47.0 | 46.5 | 49.5 | 53.0 | | | | 52.5 | 53.5 | 55.5 | 55.5 | 57.5 | 57.5 | 59.0 | 57.0 | 56.5 |
| | SS hr (hrs) | 42 | 43 | 44 | 45 | 46 | 47 | 48 | 49 | 50 | 51 | 52 | 1 | 2 | 3 | 4 | | | | 5 | 6 | 7 | 8 | 9 | 10 | 11 | 12 | 13 |
| Growth Stages |  | |  | | | | | |  | | | |  | | | | | | | |  | | | | | | | |
| | Germination and Seedling Planting | | Vegetative Growth | | | | | | Flowering | | | | Fruiting | | | | | | | | Harvesting | | | | | | | |
| Disease Life cycle |  | |  | | | | | |  | | | |  | | | |  | | | | | | | | | | | |
| | | | | | | | | | Spore landing | | | | Spore germination | | | | Penetration | | | | Disease development | | | | After disease occurred the cycle continued up to maturity stage | | | |

Crop Disease Calendar of *Kharif* season Brinjal (Fruit rot): Khulna Region (Districts: Khulna, Norail, Bagerhat, Sathkhira) Bangladesh

| Region: Khulna | | Kharif season Brinjal: Fruit rot disease | | | | | | | | | | | | | | | | | Life span: 140-150 days | | | | | | |
|-----------------------|---|--|------|------|------|---|------|------|------|------|---|--------|------|--|------|--|-----------|--|---|--|------|--|--|--|--|
| Weather warning | Months | June | | | | | July | | | | | August | | | | | September | | | | | October | | | |
| | Max. Temp. (°C) | 35°C | | | | | | | | | | | | | | | | | | | | | | | |
| | Min. Temp. (°C) | 27 °C | | | | | | | | | | | | | | | | | | | | | | | |
| | RH Max (%) | 50% | | | | | | | | | | | | | | | | | | | | | | | |
| | RH Min (%) | 30% | | | | | | | | | | | | | | | | | | | | | | | |
| | Rainfall (mm) | Hot and humid conditions for infection and disease development | | | | | | | | | | | | | | | | | | | | | | | |
| Weekly normal weather | Std. Week/Normal | 23 | 24 | 25 | 26 | 27 | 28 | 29 | 30 | 31 | 32 | 33 | 34 | 35 | 36 | 37 | 38 | 39 | 40 | 41 | 42 | 43 | | | |
| | Rainfall (mm) | 52.0 | 77.5 | 79.0 | 93.5 | 92.0 | 74.5 | 94.0 | 76.5 | 79.5 | 69.0 | 76.5 | 63.0 | 60.5 | 66.0 | 65.0 | 59.5 | 76.5 | 41.0 | 38.5 | 31.5 | 26.5 | | | |
| | Max. Temp. (°C) | 34.7 | 33.4 | 32.7 | 32.3 | 32.0 | 32.1 | 31.8 | 32.1 | 32.1 | 32.1 | 32.0 | 32.4 | 32.5 | 32.1 | 32.3 | 32.8 | 32.8 | 32.7 | 32.7 | 32.4 | 31.7 | | | |
| | Min. Temp. (°C) | 26.8 | 26.2 | 26.3 | 26.1 | 26.0 | 26.2 | 26.1 | 26.1 | 26.0 | 26.4 | 26.1 | 26.4 | 26.2 | 26.0 | 26.0 | 26.0 | 25.8 | 25.5 | 25.0 | 24.2 | 22.5 | | | |
| | RH max (%) | 94.2 | 95.1 | 95.7 | 95.8 | 96.0 | 95.5 | 95.9 | 95.8 | 95.6 | 95.6 | 96.1 | 96.0 | 95.9 | 96.2 | 96.5 | 96.7 | 96.7 | 96.8 | 96.5 | 96.2 | 96.3 | | | |
| | RH Min (%) | 64.9 | 70.2 | 73.3 | 75.1 | 75.5 | 74.6 | 77.0 | 75.5 | 74.8 | 74.5 | 75.1 | 73.7 | 73.7 | 74.0 | 73.7 | 71.6 | 70.2 | 69.2 | 65.6 | 63.3 | 59.2 | | | |
| | SS hr (hrs) | 41.5 | 29.5 | 23.5 | 25.0 | 21.5 | 27.0 | 24.5 | 29.0 | 30.0 | 29.5 | 31.0 | 32.5 | 31.5 | 32.0 | 34.5 | 36.0 | 38.0 | 41.5 | 47.5 | 49.5 | 52.5 | | | |
| Growth Stages |  | | | | |  | | | | |  | | |  | | | | |  | | | | | | |
| | Germination and Seedling Planting | | | | | Vegetative Growth | | | | | Flowering | | | Fruiting | | | | | Harvesting | | | | | | |
| Disease Life cycle | | | | | | | | | | | | | |  | |  | |  | |  | |  | | | |
| | | | | | | | | | | | | | | Spore landing | | Spore germination | | Penetration | | Disease development | | After disease occurred the cycle continued up to maturity stage | | | |