














**Litchi Pest Weather Calendar: Rajshahi Region** (Districts: Rajshahi, Chapainawabganj, Naogaon and Natore) **Pest:** Leaf minor

| Region: Rajshahi      |   | Duration: 168 days  |   |  |   |   |   |   |   |      |      |       |      |      |      |      |       |      |      |      |      |      |      |      |      |  |      |  |
|-----------------------|---|---|---|--|---|---|---|---|---|------|------|-------|------|------|------|------|-------|------|------|------|------|------|------|------|------|--|------|--|
| Weather warning       | Months  | January   |   |  |   |   | February  |   |   |      |      | March |      |      |      |      | April |      |      |      |      | May  |      |      |      |  | June |  |
|                       | Max. Temp. (°C)   | >30.0°C   |   |  |   |   |   |   |   |      |      |       |      |      |      |      |       |      |      |      |      |      |      |      |      |  |      |  |
|                       | Min. Temp. (°C)   | >14.0°C   |   |  |   |   |   |   |   |      |      |       |      |      |      |      |       |      |      |      |      |      |      |      |      |  |      |  |
|                       | RHmax (%)   | >90.5%  |   |  |   |   |   |   |   |      |      |       |      |      |      |      |       |      |      |      |      |      |      |      |      |  |      |  |
|                       | RHMin (%)   | >40%  |   |  |   |   |   |   |   |      |      |       |      |      |      |      |       |      |      |      |      |      |      |      |      |  |      |  |
|                       | Rainfall (mm)   | >7 mm   |   |  |   |   |   |   |   |      |      |       |      |      |      |      |       |      |      |      |      |      |      |      |      |  |      |  |
| Weekly normal weather | Std.Week/Normal   | 1   | 2   | 3  | 4   | 5   | 6   | 7   | 8   | 9    | 10   | 11    | 12   | 13   | 14   | 15   | 16    | 17   | 18   | 19   | 20   | 21   | 22   | 23   | 24   |  |      |  |
|                       | Rainfall (mm)   | 1.0   | 1.0   | 2.0  | 1.0   | 4.0   | 3.0   | 2.0   | 3.0   | 5.0  | 4.0  | 3.0   | 4.0  | 14.0 | 13.0 | 10.0 | 19.0  | 17.0 | 24.0 | 29.0 | 33.0 | 36.0 | 34.0 | 48.0 | 51.0 |  |      |  |
|                       | Max. Temp. (°C)   | 24.0  | 23.9  | 24.0   | 24.9  | 25.6  | 26.7  | 28.1  | 29.3  | 30.4 | 32.1 | 33.1  | 34.6 | 35.0 | 36.1 | 36.7 | 36.4  | 35.9 | 35.4 | 35.3 | 35.1 | 35.0 | 35.3 | 35.0 | 33.9 |  |      |  |
|                       | Min. Temp. (°C)   | 11.0  | 10.9  | 10.9   | 10.9  | 12.0  | 12.3  | 13.6  | 14.1  | 15.1 | 16.4 | 17.6  | 19.4 | 20.6 | 22.1 | 23.0 | 23.4  | 23.9 | 23.7 | 24.3 | 24.6 | 25.0 | 25.4 | 25.9 | 26.0 |  |      |  |
|                       | RHmax (%)   | 95.6  | 95.1  | 95.3   | 95.3  | 95.3  | 94.0  | 93.9  | 92.0  | 91.6 | 90.3 | 88.7  | 88.3 | 89.1 | 88.9 | 89.0 | 90.1  | 90.7 | 92.1 | 92.7 | 93.3 | 93.1 | 93.7 | 94.6 | 95.4 |  |      |  |
|                       | RHMin (%)   | 50.1  | 48.4  | 47.9   | 45.7  | 44.7  | 42.0  | 40.3  | 36.6  | 34.6 | 32.7 | 30.4  | 30.4 | 35.9 | 34.3 | 34.6 | 41.4  | 45.1 | 50.0 | 51.9 | 55.6 | 58.3 | 58.9 | 62.6 | 67.9 |  |      |  |
|                       | Sshr (hrs)  | 42.0  | 42.0  | 46.0   | 52.0  | 51.0  | 55.0  | 56.0  | 58.0  | 59.0 | 59.0 | 59.0  | 59.0 | 52.0 | 57.0 | 57.0 | 57.0  | 56.0 | 52.0 | 53.0 | 54.0 | 48.0 | 51.0 | 48.0 | 35.0 |  |      |  |
| Stages                |    |   |    |  |     |   |    |   |  |      |      |       |      |      |      |      |       |      |      |      |      |      |      |      |      |  |      |  |
|                       | Flower Bud Formation  |   | Flower panicle emergence  |  | Flowering and Fruit setting   |   | Fruit development   |   | Fruit Maturity and Harvesting   |      |      |       |      |      |      |      |       |      |      |      |      |      |      |      |      |  |      |  |
| Life cycle            |  |  |  |  |  |  |  |  |   |      |      |       |      |      |      |      |       |      |      |      |      |      |      |      |      |  |      |  |
|                       | Egg   | Larva   | Pupa  | Adult  | Egg   | Larva   | Pupa  | Adult   |   |      |      |       |      |      |      |      |       |      |      |      |      |      |      |      |      |  |      |  |