






Crop Weather Calendar of Banana: Bogura Region (Districts: Bogura, Joypurhat, Pabna, Sirajganj) Bangladesh

Region: Bogura	Banana																										Duration: 338-340 days				
Months	February			March					April				May					June				July				August-January					
Std.Week/Normal	6	7	8	9	10	11	12	13	14	15	16	17	18	19	20	21	22	23	24	25	26	27	28	29	30	31	32	33	34	35	-2
Rainfall (mm)	1	4	3	5	2	4	3	8	8	12	26	28	37	42	45	58	59	74	70	92	76	93	80	91	76	63	61	72	67	56	2
Max. Temp. (°C)	26.9	27.7	28.6	29.3	30.9	31.9	32.9	32.9	33.9	34.3	34.0	33.6	33.1	33.6	33.4	33.3	33.9	33.4	32.7	32.3	32.3	32.0	31.9	32.0	32.1	32.3	32.6	32.1	32.3	32.6	24.0
Min. Temp. (°C)	13.6	14.6	15.4	16.4	17.4	18.3	20.0	21.1	22.3	23.0	23.0	23.1	23.3	23.9	24.3	24.6	25.0	25.9	26.0	26.1	26.1	26.0	26.1	26.0	26.1	26.3	26.9	26.3	26.4	26.1	11.4
Mean Temp. (°C)	20.3	21.2	22.0	22.9	24.2	25.1	26.5	27.0	28.1	28.7	28.5	28.4	28.2	28.8	28.9	29.0	29.5	29.7	29.4	29.2	29.2	29.0	29.0	29.0	29.1	29.3	29.8	29.2	29.4	29.4	17.7
RHmax (%)	92.1	91.4	90.4	88.7	89.1	86.4	86.3	87.7	88.0	88.3	90.6	90.9	92.4	92.4	92.7	93.0	93.7	94.1	95.1	95.1	95.6	95.9	95.9	95.9	95.9	95.1	95.3	95.6	95.9	95.7	94.3
RHMin (%)	41.4	40.3	39.1	38.0	36.9	37.1	39.1	45.3	44.4	45.9	50.7	54.9	57.3	58.7	60.0	63.4	64.6	66.7	70.4	72.4	73.9	73.3	74.1	74.4	73.3	72.0	71.9	73.3	72.7	71.7	49.0
RHmean (%)	66.8	65.9	64.8	63.4	63.0	61.8	62.7	66.5	66.2	67.1	70.7	72.9	74.9	75.6	76.4	78.2	79.2	80.4	82.8	83.8	84.8	84.6	85.0	85.2	84.6	83.6	83.6	84.5	84.3	83.7	71.7
SShr (hrs)	52.0	53.0	56.0	60.0	59.0	61.0	58.0	56.0	56.0	55.0	52.0	48.0	50.0	49.0	46.0	44.0	39.0	33.0	28.0	26.0	28.0	31.0	29.0	28.0	35.0	37.0	36.0	31.0	35.0	44.0	
WD (deg)	233	234	229	235	230	225	205	176	173	164	149	134	127	126	126	121	135	134	134	134	132	141	135	138	143	137	136	141	147	142	247
WS(Km/hr)	5.6	5.6	6.7	5.7	6.3	6.7	6.7	6.8	6.7	6.3	6.8	7.4	7.2	7.4	6.7	6.3	6.3	6.3	7.2	6.3	6.7	5.6	5.6	6.8	6.1	6.3	5.7	6.1	5.6	5.6	5.4
Phenological stages																															
	Seedling (Sucker) stage											Vegetative (Vigorous growth) stage					Flower bud burst stage				Fruit formation stage		Fruit development maturity & harvesting stage								

Congenial Weather Condition for Diseases

Panama (Fusarium wilt disease)	Temperature 22.0°C to 30°C, humid weather and relative humidity >65%
Bunchy top virus	Temperature 22.0°C to 30°C, humid weather and relative humidity >65%
Sigatoka (leaf spot)	Temperature (22.0 to 29.5°C), relative humidity >60% and rainfall 30.0 mm
Anthracoese	Temp >25. 0°C with high humidity and frequent raining

Congenial weather for insect-pests

Banana leaf & fruit beetle (Banana scarring beetle)	Temp. 28.0 – 30.0°C, RH: 72-90%
Banana weevil	Temp. 27.0 – 30.0°C, RH: 75 –85%
Banana aphids	Temp. 27.0 – 30.0°C, RH: 70 - 90%
Banana thrips	Temp. 28.0 – 30.0°C, RH:- 80-90%
Banana skipper	Temp. 27.0 – 30.0°C, RH:- 70-90%

Weather Warning

Rainfall	> 25 mm
Cloudy Weather	Cloudy Weather
Relative Humidity	Maximum Humidity > 92% Minimum Humidity >65%
Hail storm	Hail storm
High wind	> 20 km/hr
Temperature	Max. Temp. > 35.0 °C and Min. Temp. < 15.0 °C