







Cotton Pest Weather Calendar: Jashore Region (Districts: Jashore, Kushtia, Chuadanga, Jhenaidah, Meherpur, Magura) Bangladesh Pest: Cotton aphids

| Region: Jashore | | Cotton | | | | | | | | | | | | | | | | | | | | | | | | Duration: 180-185 days | | | |
|-----------------------|---|---------|---|------|------|--------|---|------|------|-----------|---|------|-------|---------|-------|------|---|----------|-------|------|-------|----------|------|------|-------|------------------------|-------|--|--|
| Weather warning | Months | July | | | | August | | | | September | | | | October | | | | November | | | | December | | | | | | | |
| | Max. Temp. (°C) | > 33° C | | | | | | | | | | | | | | | | | | | | | | | | | | | |
| | Min. Temp. (°C) | > 26° C | | | | | | | | | | | | | | | | | | | | | | | | | | | |
| | RHmax (%) | > 96 % | | | | | | | | | | | | | | | | | | | | | | | | | | | |
| | RHMin (%) | > 60 % | | | | | | | | | | | | | | | | | | | | | | | | | | | |
| | Rainfall (mm) | > 40 mm | | | | | | | | | | | | | | | | | | | | | | | | | | | |
| Weekly normal weather | Std.Week | 27 | 28 | 29 | 30 | 31 | 32 | 33 | 34 | 35 | 36 | 37 | 38 | 39 | 40 | 41 | 42 | 43 | 44 | 45 | 46 | 47 | 48 | 49 | 50 | 51 | 52 | | |
| | Rainfall (mm) | 82.0 | 72.0 | 83.5 | 73.0 | 63.5 | 56.0 | 68.0 | 48.5 | 50.5 | 52.5 | 68.0 | 59.0 | 69.5 | 44.5 | 33.0 | 26.5 | 20.0 | 9.0 | 8.0 | 7.5 | 1.0 | 2.0 | 1.5 | 4.0 | 0.0 | 3.5 | | |
| | Max. Temp. (°C) | 32.7 | 32.9 | 32.7 | 32.7 | 33.0 | 32.8 | 32.7 | 33.1 | 33.3 | 32.9 | 32.9 | 33.0 | 33.2 | 33.2 | 33.0 | 32.7 | 31.9 | 31.1 | 31.1 | 30.3 | 29.6 | 28.5 | 27.7 | 26.6 | 25.7 | 25.2 | | |
| | Min. Temp. (°C) | 26.0 | 26.1 | 26.2 | 26.2 | 26.0 | 26.2 | 26.0 | 26.1 | 26.0 | 26.0 | 26.0 | 26.0 | 25.3 | 25.1 | 24.4 | 23.4 | 21.6 | 20.7 | 19.4 | 18.0 | 16.7 | 15.1 | 14.0 | 13.4 | 12.3 | 11.4 | | |
| | RHmax (%) | 96.1 | 96.1 | 96.1 | 96.1 | 96.0 | 96.2 | 96.5 | 96.2 | 96.2 | 96.4 | 96.6 | 96.3 | 96.6 | 96.5 | 96.5 | 96.5 | 96.1 | 95.9 | 95.9 | 95.7 | 95.7 | 95.4 | 95.2 | 95.8 | 95.5 | 95.7 | | |
| | RHMin (%) | 74.4 | 73.4 | 74.6 | 73.4 | 72.6 | 73.0 | 73.0 | 71.7 | 71.0 | 71.5 | 70.8 | 69.7 | 67.7 | 67.0 | 64.4 | 61.5 | 57.1 | 56.2 | 52.0 | 49.8 | 48.1 | 46.3 | 47.2 | 49.2 | 49.4 | 47.9 | | |
| | SShr (hrs) | 4.4 | 4.3 | 4.4 | 4.7 | 4.3 | 4.4 | 4.3 | 3.9 | 4.1 | 4.1 | 4.1 | 3.8 | 3.7 | 3.1 | 3.0 | 2.9 | 2.5 | 2.5 | 2.3 | 2.4 | 2.3 | 2.4 | 2.3 | 2.4 | 2.5 | 2.5 | | |
| Stages |  | |  | | | |  | | | |  | | | | | |  | | | | | | | | | | | | |
| | Germination & emergence | | Seedling establishment | | | | Leaf area & canopy development | | | | Squaring, Flowering & Boll formation | | | | | | Boll maturation & harvesting | | | | | | | | | | | | |
| Insect's life cycle | | | | | | | | | | |  | | | | | | | | | | | | | | | | | | |
| | | | | | | | | | | | Egg | | Nymph | | Adult | | Egg | | Nymph | | Adult | | Egg | | Nymph | | Adult | | |