






### Crop Weather Calendar of Cotton: Bogura Region (Districts: Bogura, Joypurhat, Pabna, Sirajganj) Bangladesh

Region: Bogura	Cotton																				Duration: 180-185 days							
Months	July					August					September					October					November				December			
Std.Week/Normal	27	28	29	30	31	32	33	34	35	36	37	38	39	40	41	42	43	44	45	46	47	48	49	50	51	52		
Rainfall (mm)	93.0	80.0	91.0	76.0	63.0	61.0	72.0	67.0	56.0	60.0	60.0	76.0	74.0	51.0	42.0	25.0	18.0	5.0	5.0	0.0	0.0	3.0	0.0	3.0	0.0	4.0		
Max. Temp. (°C)	32.0	31.9	32.0	32.1	32.3	32.6	32.1	32.3	32.6	32.3	32.0	32.1	32.0	32.1	32.3	32.0	31.6	31.0	30.7	30.1	29.7	28.9	27.7	26.3	25.7	25.0		
Min. Temp. (°C)	26.0	26.1	26.0	26.1	26.3	26.9	26.3	26.4	26.1	26.0	26.0	26.0	25.1	25.0	24.0	23.4	21.7	21.0	19.9	18.3	17.3	15.7	15.0	14.1	13.4	12.4		
Mean Temp. (°C)	29.0	29.0	29.0	29.1	29.3	29.8	29.2	29.4	29.4	29.2	29.0	29.1	28.6	28.6	28.2	27.7	26.7	26.0	25.3	24.2	23.5	22.3	21.4	20.2	19.6	18.7		
RHmax (%)	95.9	95.9	95.9	95.9	95.1	95.3	95.6	95.9	95.7	95.9	96.3	96.1	96.4	96.0	96.0	95.7	95.1	94.3	94.6	94.1	93.9	93.9	93.7	94.6	94.3	94.6		
RHMin (%)	73.3	74.1	74.4	73.3	72.0	71.9	73.3	72.7	71.7	72.0	72.3	70.7	71.0	68.7	66.0	62.1	57.9	55.6	52.4	49.9	48.3	47.0	48.1	50.6	50.6	50.0		
RHmean (%)	84.6	85.0	85.2	84.6	83.6	83.6	84.5	84.3	83.7	84.0	84.3	83.4	83.7	82.4	81.0	78.9	76.5	75.0	73.5	72.0	71.1	70.5	70.9	72.6	72.5	72.3		
SShr (hrs)	28.0	31.0	29.0	28.0	35.0	37.0	36.0	31.0	35.0	35.0	35.0	37.0	37.0	44.0	48.0	54.0	57.0	52.0	55.0	55.0	56.0	56.0	54.0	48.0	49.0	46.0		
WD (deg)	141	135	138	143	137	136	141	147	142	147	152	160	174	170	184	199	198	186	200	202	205	217	222	232	249	248		
WS(Km/hr)	5.6	5.6	6.8	6.1	6.3	5.7	6.1	5.6	5.6	5.6	5.6	5.4	5.0	5.0	5.0	4.4	4.4	3.7	3.7	3.7	3.7	3.7	3.7	3.9	3.7	3.7		
Stages																												
	Germination & emergence					Seedling establishment					Leaf area & canopy development					Squaring, Flowering & Boll formation					Boll maturation & harvesting							

Congenial Weather Condition for Diseases				
Fusarium wilt	Temp 5.5-32°C			
Leaf spot				Temp 25-33°C & RH >90-95%
Bacterial blight				Cool, wet weather (21 – 32.67°C)
Boll rot				Temp 24-32°C with moist condition

Congenial weather for insect-pests				
American bollworm ( <i>Helicoverpa armigera</i> )				Temp.: 18-33°C, RH: 50-95%
Pink bollworm ( <i>Pectinophora gossypiella</i> )				Temp.: 19- 33°C, RH: 50-90%
Cotton Jassid ( <i>Amrasca biguttula</i> )				Temp.: 20- 33°C, RH: 60-90%
Cotton aphids ( <i>Aphis gossypii</i> )				Temp.: 20-33°C, RH: 70- 95%
Cotton white fly ( <i>Trialeurodes vaporariorum</i> )				Temp.: 23-33°C, RH: 65-95%

Weather Warning				
Rainfall		> 70 mm		> 20 mm
Cloudy Weather			Cloudy Weather	Cloudy Weather
Relative Humidity			Maximum Humidity > 93% Minimum Humidity > 45%	Maximum Humidity > 93% Minimum Humidity > 50%
Hail storm			Hail storm	Hail storm
High wind			> 20 km/hr	> 20 km/hr
Temperature			Max. Temp. > 33.1 °C and Min. Temp. > 26.5°C	Max. Temp. > 33.6 °C and Min. Temp. < 11 °C