





Crop Weather Calendar of Papaya: Bogura Region (Districts: Bogura, Joypurhat, Pabna, Sirajganj) Bangladesh

Region: Bagura	Papaya																								Duration: 365-373 days					
Months	Feb.	March				April				May				June				July				August				September-February				
Std.Week/Normal	12	13	14	15	16	17	18	19	20	21	22	23	24	25	26	27	28	29	30	31	32	33	34	35	36	37	38	39	40	-12
Rainfall (mm)	3	8	8	12	26	28	37	42	45	58	59	74	70	92	76	93	80	91	76	63	61	72	67	56	60	60	76	74	51	3
Max. Temp. (°C)	32.9	32.9	33.9	34.3	34.0	33.6	33.1	33.6	33.4	33.3	33.9	33.4	32.7	32.3	32.3	32.0	31.9	32.0	32.1	32.3	32.6	32.1	32.3	32.6	32.3	32.0	32.1	32.0	32.1	32.9
Min. Temp. (°C)	20.0	21.1	22.3	23.0	23.0	23.1	23.3	23.9	24.3	24.6	25.0	25.9	26.0	26.1	26.1	26.0	26.1	26.0	26.1	26.3	26.9	26.3	26.4	26.1	26.0	26.0	26.0	25.1	25.0	20.0
Mean Temp. (°C)	26.5	27.0	28.1	28.7	28.5	28.4	28.2	28.8	28.9	29.0	29.5	29.7	29.4	29.2	29.2	29.0	29.0	29.0	29.1	29.3	29.8	29.2	29.4	29.4	29.2	29.0	29.1	28.6	28.6	26.5
RHmax (%)	86.3	87.7	88.0	88.3	90.6	90.9	92.4	92.4	92.7	93.0	93.7	94.1	95.1	95.1	95.6	95.9	95.9	95.9	95.9	95.1	95.3	95.6	95.9	95.7	95.9	96.3	96.1	96.4	96.0	86.3
RHMin (%)	39.1	45.3	44.4	45.9	50.7	54.9	57.3	58.7	60.0	63.4	64.6	66.7	70.4	72.4	73.9	73.3	74.1	74.4	73.3	72.0	71.9	73.3	72.7	71.7	72.0	72.3	70.7	71.0	68.7	39.1
RHmean (%)	62.7	66.5	66.2	67.1	70.7	72.9	74.9	75.6	76.4	78.2	79.2	80.4	82.8	83.8	84.8	84.6	85.0	85.2	84.6	83.6	83.6	84.5	84.3	83.7	84.0	84.3	83.4	83.7	82.4	62.7
SShr (hrs)	58.0	56.0	56.0	56.0	55.0	52.0	48.0	50.0	49.0	46.0	44.0	39.0	33.0	28.0	26.0	28.0	31.0	29.0	28.0	35.0	37.0	36.0	31.0	35.0	35.0	35.0	37.0	37.0	44.0	58.0
WD (deg)	205	176	173	164	149	134	127	126	126	121	135	134	134	134	132	141	135	138	143	137	136	141	147	142	147	152	160	174	170	205
WS(Km/hr)	6.7	6.8	6.7	6.3	6.8	7.4	7.2	7.4	6.7	6.3	6.3	6.3	7.2	6.3	6.7	5.6	5.6	6.8	6.1	6.3	5.7	6.1	5.6	5.6	5.6	5.6	5.6	5.4	5.0	6.7
Stages																														
	Seedling raising & transplantation				Vegetative stage								Flowering Stage				Fruit production and Harvesting													

Congenial Weather Condition for Diseases

Fruit rot	Temperature 30.5°C to 35°C, hot, humid weather and relative humidity >80%.
Powdery mildew	Temperature 21-24°C; relative humidity below 70% with cloudy weather
Mosaic virus	Temperature (22.0 to 26°C), relative humidity >80% with dry weather
Leaf curl virus	Temp 22. 0°C to 27.0°C; with warm weather

Congenial weather for insect-pests

Mealybug	Temp. 22.0 – 25.0°C, RH: 65-70%
Papaya Whitefly	Temp. 22.0 – 25.0°C, RH: 50 –80%
Papaya Aphids	Temp. 22.0 – 26.0°C, RH: 60 - 70%
Red mite	Temp. 22.0 – 25.5°C, RH:- 80-90%
Root knot nematode	Temp. 20.0 - 25°C, RH:- 60-80%

Weather Warning

Rainfall	> 42 mm
Cloudy Weather	Cloudy Weather
Relative Humidity	Maximum Humidity > 92% Minimum Humidity < 40%
Hail storm	Hail storm
High wind	> 20 km/hr
Temperature	Max. Temp. > 34 °C and Min. Temp. < 25 °C