





**Crop Weather Calendar of Sugarcane: Bogura Region (Districts: Bogura, Joypurhat, Pabna, Sirajganj) Bangladesh**

Region: Bogura	Sugarcane																																																Duration: 427 days																	
Months	December				January					February				March				April					May				June				July					August					September					October					November					December					January					
Std.Week/Normal	49	50	51	52	1	2	3	4	5	6	7	8	9	10	11	12	13	14	15	16	17	18	19	20	21	22	23	24	25	26	27	28	29	30	31	32	33	34	35	36	37	38	39	40	41	42	43	44	45	46	47	48	49	50	51	52	1	2	3	4	5					
Rainfall (mm)	0.0	3.0	0.0	4.0	0.0	2.0	2.0	1.0	1.0	1.0	1.0	4.0	3.0	5.0	2.0	4.0	3.0	8.0	8.0	12.0	26.0	28.0	37.0	42.0	45.0	58.0	59.0	74.0	70.0	92.0	76.0	93.0	80.0	91.0	76.0	63.0	61.0	72.0	67.0	56.0	60.0	60.0	76.0	74.0	51.0	42.0	25.0	18.0	5.0	5.0	0.0	0.0	3.0	0.0	3.0	0.0	4.0	0.0	2.0	2.0	1.0	1.0				
Max. Temp. (°C)	27.7	26.3	25.7	25.0	24.1	24.0	24.3	25.4	25.9	26.9	27.7	28.6	29.3	30.9	31.9	32.9	32.9	33.9	34.3	34.0	33.6	33.1	33.6	33.4	33.3	33.9	33.4	32.7	32.3	32.3	32.0	31.9	32.0	32.1	32.3	32.6	32.1	32.3	32.6	32.6	32.3	32.0	32.1	32.0	32.1	32.3	32.0	31.6	31.0	30.7	30.1	29.7	28.9	27.7	26.3	25.7	25.0	24.1	24.0	24.3	25.4	25.9				
Min. Temp. (°C)	15.0	14.1	13.4	12.4	12.0	11.4	11.4	12.0	12.9	13.6	14.6	15.4	16.4	17.4	18.3	20.0	21.1	22.3	23.0	23.0	23.1	23.3	23.9	24.3	24.6	25.0	25.9	26.0	26.1	26.0	26.1	26.0	26.1	26.3	26.9	26.3	26.4	26.1	26.0	26.0	25.1	25.0	24.0	23.4	21.7	21.0	19.9	18.3	17.3	15.7	15.0	14.1	13.4	12.4	12.0	11.4	11.4	12.0	12.9							
Mean Temp. (°C)	21.4	20.2	19.6	18.7	18.1	17.7	17.9	18.7	19.4	20.3	21.2	22.0	22.9	24.2	25.1	26.5	27.0	28.1	28.7	28.5	28.4	28.2	28.8	28.9	29.0	29.5	29.7	29.4	29.2	29.2	29.0	29.0	29.0	29.1	29.3	29.8	29.2	29.4	29.4	29.2	29.1	28.6	28.6	28.2	27.7	26.7	26.0	25.3	24.2	23.5	22.3	21.4	20.2	19.6	18.7	18.1	17.7	17.9	18.7	19.4						
RHmax (%)	93.7	94.6	94.3	94.6	94.1	94.3	94.3	93.9	93.1	92.1	91.4	90.4	88.7	89.1	86.4	86.3	87.7	88.0	88.3	90.6	90.9	92.4	92.4	92.7	93.0	93.7	94.1	95.1	95.1	95.6	95.9	95.9	95.9	95.9	95.1	95.3	95.6	95.9	95.7	95.9	96.3	96.1	96.4	96.0	96.0	96.0	95.7	95.1	94.3	94.6	94.1	93.9	93.9	93.7	94.6	94.3	94.6	94.1	94.3	94.3	93.9	93.1	94.6	94.3	93.1	93.1
RHMin (%)	48.1	50.6	50.6	50.0	50.9	49.0	47.7	46.0	44.9	41.4	40.3	39.1	38.0	36.9	37.1	39.1	45.3	44.4	45.9	50.7	54.9	57.3	58.7	60.0	63.4	64.6	66.7	70.4	72.4	73.9	73.3	74.1	74.4	73.3	72.0	71.9	73.3	72.7	71.7	72.0	72.3	70.7	71.0	68.7	66.0	62.1	57.9	55.6	52.4	49.9	48.3	47.0	48.1	50.6	50.6	50.0	50.9	49.0	47.7	46.0	44.9					
RHmean (%)	70.9	72.6	72.5	72.3	72.5	71.7	71.0	70.0	69.0	66.8	65.9	64.8	63.4	63.0	61.8	62.7	66.5	66.2	67.1	70.7	72.9	74.9	75.6	76.4	78.2	79.2	80.4	82.8	83.8	84.8	84.6	85.0	85.2	84.6	83.6	83.6	84.5	84.3	83.7	84.0	84.3	83.4	83.7	82.4	81.0	78.9	76.5	75.0	73.5	72.0	71.1	70.5	70.9	72.6	72.5	72.3	72.5	71.7	71.0	70.0	69.0					
SShr (hrs)	54	48	49	46	44	44	46	50	50	52	53	56	60	59	61	58	56	56	55	52	48	50	49	46	44	39	33	28	26	28	31	29	28	35	37	36	31	35	35	35	37	37	44	48	54	57	52	55	55	56	56	54	48	49	46	44	44	46	50	50						
WD (deg)	222	232	249	248	258	247	239	252	249	233	234	229	235	230	225	205	176	173	164	149	134	127	126	126	121	135	134	134	134	132	141	135	138	143	137	136	141	147	142	147	152	160	174	170	184	199	198	186	200	202	205	217	222	232	249	248	258	247	239	252	249					
WS(Km/hr)	3.7	3.9	3.7	3.7	4.3	5.4	4.8	5.0	5.4	5.6	5.6	6.7	5.7	6.3	6.7	6.7	6.8	6.7	6.3	6.8	7.4	7.2	7.4	6.7	6.3	6.3	7.2	6.3	6.7	5.6	5.6	6.8	6.1	6.3	5.7	6.1	5.6	5.6	5.6	5.6	5.6	5.6	5.0	5.0	5.0	4.4	4.4	3.7	3.7	3.7	3.7	3.9	3.7	3.7	4.3	5.4	4.8	5.0	5.4							

Phenological phases				
	Germination	Tillering	Grand growth	Maturity to Harvesting

Favorable Weather Conditions	
Temperature	25° C to 35°C
Sunshine(hr)	7 -9 hrs
Relative Humidity	80-85%
Soil Temperature	16° C to 32°C
Rainfall (mm)	1250-1650 mm
Normal phase wise water requirement (mm)	300mm      550mm      1000mm      650mm

Congenial Weather Condition for Pests & Diseases	
Red rot	Temperature 29.4° C to 31°C and high Relative humidity (90%)
Smut	Temperature 25-30° C and Relative Humidity above 70-80%
Wilt	High day temperature (30-35° C) and Low Relative Humidity 50-60%
Termite	Temperature 24° C- 35° C, sandy-sandyloam soil
Top Shoot Borer	Temperature-below 37.8°C, Relative Humidity 60-80%,Sunshine-9.1
Stem borer	Temperature 30° to 35° C and Relative Humidity 46 to 76 %

Weather Warning	
Rain	>30mm/day      >120mm/day
Duration of wet spell	>20mm for 3days      >64 mm for 7days      >40 mm for 5days
soil moisture	50% depletion require irrigation      75% depletion require irrigation
Drought	15-20days      20-30 days
Cloudy Weather	Cloudy Weather      Cloudy Weather
High wind	30-40KM/HR      30-40KM/HR
Hail Storm	Hail Storm      Hail Storm
Temperature	Temperature above 37° C