







**Crop Weather Calendar of Wheat: Dhaka Region (Districts: Dhaka, Tangail, Gazipur, Narsingdi, Narayanganj, Munshiganj, Manikgonj) Bangladesh**

| Region:<br>Dhaka   | Wheat   |  |   |          |      |  |      |         |      |   |   | Duration: 119 days |      |   |       |      |      |                              |  |
|--|---|--|---|----------|------|--|------|---------|------|---|---|--------------------|------|---|-------|------|------|------------------------------|--|
|  | November  |  |   | December |      |  |      | January |      |   |   | February           |      |   | March |      |      |                              |  |
|  | 46  | 47   | 48  | 49       | 50   | 51   | 52   | 1       | 2    | 3   | 4   | 5                  | 6    | 7   | 8     | 9    | 10   |                              |  |
| Std.Week/Normal  | 6.0   | 1.5  | 4.5   | 1.5      | 4.5  | 1.0  | 3.5  | 1.0     | 0.0  | 0.0   | 0.5   | 3.5                | 3.5  | 2.5   | 12.0  | 3.5  | 4.0  |                              |  |
| Rainfall (mm)  | 29.8  | 29.0   | 28.3  | 27.6     | 26.2 | 25.5   | 24.8 | 24.0    | 23.9 | 24.5  | 25.0  | 26.2               | 27.2 | 28.3  | 28.9  | 30.0 | 31.5 |                              |  |
| Max. Temp. (°C)  | 18.7  | 17.7   | 16.1  | 15.5     | 14.7 | 13.5   | 12.9 | 12.4    | 12.0 | 12.0  | 12.1  | 13.6               | 14.3 | 15.5  | 16.5  | 17.5 | 18.6 |                              |  |
| Min. Temp. (°C)  | 24.3  | 23.3   | 22.2  | 21.5     | 20.5 | 19.5   | 18.8 | 18.2    | 17.9 | 18.3  | 18.6  | 19.9               | 20.7 | 21.9  | 22.7  | 23.7 | 25.0 |                              |  |
| RHmax (%)  | 94.7  | 94.6   | 94.3  | 94.8     | 95.3 | 95.1   | 95.0 | 94.6    | 94.3 | 93.8  | 93.4  | 92.4               | 92.1 | 91.7  | 91.1  | 90.0 | 89.9 |                              |  |
| RHMin (%)  | 49.3  | 47.5   | 46.3  | 47.6     | 49.4 | 49.8   | 49.1 | 50.3    | 48.8 | 46.2  | 43.3  | 42.3               | 39.4 | 39.7  | 38.9  | 36.0 | 35.5 |                              |  |
| RHmean (%)   | 72.0  | 71.0   | 70.3  | 71.2     | 72.3 | 72.5   | 72.1 | 72.4    | 71.6 | 70.0  | 68.3  | 67.3               | 65.7 | 65.7  | 65.0  | 63.0 | 62.7 |                              |  |
| SShr (hrs)   | 51.5  | 52.0   | 51.5  | 48.5     | 46.5 | 44.5   | 44.5 | 42.5    | 42.5 | 45.0  | 49.0  | 49.5               | 51.5 | 53.0  | 54.5  | 56.0 | 55.0 |                              |  |
| WD (deg)   | 199   | 212  | 211   | 219      | 224  | 225  | 233  | 238     | 238  | 232   | 242   | 241                | 236  | 234   | 228   | 230  | 230  |                              |  |
| WS(Km/hr)  | 3.7   | 3.7  | 3.6   | 3.7      | 3.7  | 3.7  | 3.7  | 4.1     | 4.0  | 4.1   | 4.3   | 4.3                | 4.5  | 5.0   | 5.3   | 5.4  | 5.4  |                              |  |
|  |  |  |  |          |      |  |      |         |      |  |  |                    |      |  |       |      |      |                              |  |
|  | sowing  |  | Germination   |          |      | Vegetative Growth  |      |         |      | Flowe ring  | Grain Formation   |                    |      | Maturity to Harvesting  |       |      |      |                              |  |
| <b>Favorable Weather Conditions</b>                          |   |  |   |          |      |  |      |         |      |   |   |                    |      |   |       |      |      |                              |  |
| Minimum temperature  |   |  | 3 to 4.5°C  |          |      |  |      |         |      |   |   |                    |      |   |       |      |      | cooler nights                |  |
| Optimum temperature  |   |  | Around 25°C   |          |      |  |      |         |      |   |   |                    |      |   |       |      |      |                              |  |
| Maximum Cardinal temperature                                 |   |  | 30- 32°C  |          |      |  |      |         |      |   |   |                    |      |   |       |      |      |                              |  |
| Mean Daily Temperature                                       |   |  |   |          |      |  |      |         |      |   |   |                    |      |   |       |      |      | 15 to 20°C                   |  |
| Soil Moisture  |   |  | High  |          |      |  |      |         |      |   |   |                    |      |   |       |      |      |                              |  |
| Solar radiation  |   |  |   |          |      |  |      |         |      |   |   |                    |      |   |       |      |      | dryness<br>Bright sunny days |  |
| daily consumptive water use                                  |   |  | 0.17 to 0.87  |          |      |  |      |         |      |   |   |                    |      |   |       |      |      | 0.17 to 0.87                 |  |
| Normal Phasewise water requirement (mm)                      |   |  | 47  |          |      |  |      |         |      |   |   |                    |      |   |       |      |      | 128                          |  |
|  |   |  |   |          |      |  |      |         |      |   |   |                    |      |   |       |      |      | 77                           |  |
|  |   |  |   |          |      |  |      |         |      |   |   |                    |      |   |       |      |      | 137                          |  |
|  |   |  |   |          |      |  |      |         |      |   |   |                    |      |   |       |      |      | 39                           |  |
| <b>Congential Weather Condition for Pests &amp; Diseases</b> |   |  |   |          |      |  |      |         |      |   |   |                    |      |   |       |      |      |                              |  |
| Blast  |   | Continuous rains and average temperatures between 18-20°C during the flowering stage of the crop followed by sunny weather and humid days. Intensity increases at 30°C temperature with high relative humidity |   |          |      |  |      |         |      |   |   |                    |      |   |       |      |      |                              |  |
| Leaf rust  |   | Temperature 15-25°C, rain and high dew   |   |          |      |  |      |         |      |   |   |                    |      |   |       |      |      |                              |  |
| Loose smut   |   | Temperat ure 22-25°C, Relat ive humi dity 60-85%   |   |          |      |  |      |         |      |   |   |                    |      |   |       |      |      |                              |  |
| Stem borer   |   | Maximum, minimum and average temperature ranged from 31.9-33.9°C, 22.2-26.3°C and 26.9-29.5°C, respectively. Average relative humidity of 80 per cent and rainfall   |   |          |      |  |      |         |      |   |   |                    |      |   |       |      |      |                              |  |
| Aphid  |   | Mean temperature 18.7°C and relative humidity percentage 71.0%, mean weekly temperature 29.1 °C and relative humidity 55%  |   |          |      |  |      |         |      |   |   |                    |      |   |       |      |      |                              |  |
| <b>Weather Warning</b>                                       |   |  |   |          |      |  |      |         |      |   |   |                    |      |   |       |      |      |                              |  |
| Rainfall   |   |  | >50 mm/day  |          |      |  |      |         |      |   |   |                    |      |   |       |      |      | >100mm/day                   |  |
| Duration of wet spell  |   |  | >50 mm for 3-4 days   |          |      |  |      |         |      |   |   |                    |      |   |       |      |      | >75 mm for 3-4 days          |  |
| Cloudy Weather   |   |  |   |          |      |  |      |         |      |   |   |                    |      |   |       |      |      | Cloudy Weather               |  |
| Drought  |   |  | 20 days   |          |      |  |      |         |      |   |   |                    |      |   |       |      |      | 20 days                      |  |
| High wind  |   |  | >50 km/hr   |          |      |  |      |         |      |   |   |                    |      |   |       |      |      | >50 km/hr                    |  |
| Maximum Temperature  |   |  | >30°C   |          |      |  |      |         |      |   |   |                    |      |   |       |      |      | >30°C                        |  |
| Minimum Temperature  |   |  | <15°C   |          |      |  |      |         |      |   |   |                    |      |   |       |      |      | <15°C                        |  |