







Crop Weather Calendar of Wheat: Cumilla Region (Districts: Cumilla, Chandpur, Bramanbaria) Bangladesh

Region: Cumilla	Wheat											Duration: 119 days						
Months	Nov	December				January				February			March					
Std.Week/Normal	48	49	50	51	52	1	2	3	4	5	6	7	8	9	10	11	12	
Rainfall (mm)	2.5	0.0	4.5	1.0	1.5	0.0	0.0	0.0	1.5	3.0	3.0	6.0	7.5	4.5	7.0	9.0	19.0	
Max. Temp. (°C)	28.2	27.7	26.5	25.8	25.4	24.7	24.5	25.0	25.4	26.2	27.3	28.1	29.1	29.8	30.9	32.0	32.2	
Min. Temp. (°C)	16.9	15.8	15.0	14.2	13.4	13.0	12.7	12.7	12.6	14.2	14.5	16.2	16.7	18.1	19.2	19.9	21.5	
Mean Temp. (°C)	22.5	21.7	20.8	20.0	19.4	18.8	18.6	18.9	19.0	20.2	20.9	22.1	22.9	23.9	25.0	25.9	26.8	
RHmax (%)	95.8	95.8	96.2	96.0	96.0	96.0	95.5	95.3	94.4	94.6	94.4	93.9	94.1	93.9	93.9	93.5	93.7	
RHMin (%)	52.2	50.6	51.9	52.1	51.3	51.8	51.2	49.1	46.4	47.7	45.2	46.8	46.1	46.8	47.4	47.7	52.6	
RHmean (%)	74.0	73.2	74.1	74.1	73.6	73.9	73.4	72.2	70.4	71.1	69.8	70.3	70.1	70.3	70.6	70.6	73.1	
SShr (hrs)	48.5	47.5	42.5	40.5	40.0	40.0	37.0	43.5	47.0	47.0	50.0	49.5	50.5	52.5	52.5	52.5	51.0	
WD (deg)	195	206	192	211	213	205	205	209	218	212	203	214	206	214	215	216	211	
WS(Km/hr)	3.3	3.3	4.0	3.5	3.8	4.0	4.0	4.2	4.6	4.4	4.6	4.6	4.6	4.6	4.6	4.8	5.5	
																		
	sowing		Germination			Vegetative Growth				Flowe ring	Grain Formation			Maturity to Harvesting				
Favorable Weather Conditions																		
Minimum temperature	3 to 4.5°C																	
Optimum temperature	Around 25°C																	
Maximum Cardinal temperature	30- 32°C																	
Mean Daily Temperature	15 to 20°C																	
Soil Moisture	High																	
Solar radiation	dryness																	
daily consumptive water use	Bright sunny days																	
Normal Phasewise water requirement (mm)	47				128				77		137				39			
Congenial Weather Condition for Pests & Diseases																		
Blast	Continuous rains and average temperatures between 18-20°C during the flowering stage of the crop followed by sunny weather and humid days. Intensity increases at 30°C temperature with high relative humidity																	
Aphid	Mean temperature 18.7°C and relative humidity percentage 71.0%, mean weekly temperature 29.1 °C and relative humidity 55%																	
Weather Warning																		
Rainfall	>50 mm/day				>100mm/day				>100mm/day									
Duration of wet spell	>50 mm for 3-4 days				>75 mm for 3-4 days				>50mm for 3-4 days									
Cloudy Weather	20 days				20 days				20 days									
Drought	>50 km/hr				>50 km/hr				>50 km/hr									
High wind	>30°C				>30°C				>30°C									
Maximum Temperature	<15°C				<15°C				<15°C									
Minimum Temperature																		