







**Crop Weather Calendar of Maize: Chattogram Region** (Districts: Chattogram, Lakshmipur, Coxsbazar, Noakhali and Feni) **Bangladesh**

| Region:<br>Chattogram                                       | Maize (Rabi)  |   |  |      |         |                           |      |   |                            |      |   | Duration: 112 days |   |      |      |      |
|---|---|---|--|------|---------|---------------------------|------|---|----------------------------|------|---|--------------------|---|------|------|------|
| Months  | December  |   |  |      | January |                           |      |   | February                   |      |   | March              |   |      |      |      |
| Std.Week/Normal   | 49  | 50  | 51   | 52   | 1       | 2                         | 3    | 4   | 5                          | 6    | 7   | 8                  | 9   | 10   | 11   | 12   |
| Rainfall (mm)   | 1.0   | 4.0   | 2.3  | 2.0  | 0.3     | 0.7                       | 0.7  | 1.3   | 2.0                        | 1.3  | 2.3   | 8.3                | 4.7   | 5.3  | 6.3  | 13.3 |
| Max. Temp. (°C)   | 28.6  | 27.8  | 26.9   | 26.6 | 26.5    | 26.1                      | 26.6 | 26.9  | 27.7                       | 28.7 | 29.3  | 29.8               | 30.6  | 31.2 | 32.0 | 32.0 |
| Min. Temp. (°C)   | 17.0  | 16.3  | 15.3   | 14.9 | 14.1    | 13.9                      | 14.1 | 14.1  | 14.9                       | 15.8 | 16.9  | 17.6               | 18.8  | 19.8 | 20.7 | 21.8 |
| Mean Temp. (°C)   | 22.8  | 22.1  | 21.1   | 20.8 | 20.3    | 20.0                      | 20.4 | 20.5  | 21.3                       | 22.2 | 23.1  | 23.7               | 24.7  | 25.5 | 26.3 | 26.9 |
| RHmax (%)   | 94.4  | 94.2  | 94.4   | 94.1 | 93.8    | 93.1                      | 92.9 | 91.6  | 91.0                       | 90.6 | 90.4  | 91.0               | 90.8  | 91.1 | 91.3 | 93.0 |
| RHMin (%)   | 49.5  | 50.0  | 50.3   | 49.1 | 48.2    | 47.1                      | 44.9 | 42.3  | 43.6                       | 41.2 | 43.3  | 43.9               | 44.8  | 46.6 | 47.4 | 54.0 |
| RHmean (%)  | 71.9  | 72.1  | 72.3   | 71.6 | 71.0    | 70.1                      | 68.9 | 67.0  | 67.3                       | 65.9 | 66.8  | 67.5               | 67.8  | 68.8 | 69.4 | 73.5 |
| SShr (hrs)  | 54.8  | 52.8  | 50.8   | 51.3 | 53.3    | 50.8                      | 53.8 | 56.5  | 56.3                       | 57.8 | 57.5  | 58.5               | 60.3  | 59.3 | 56.8 | 57.0 |
| WD (deg)  | 204   | 196   | 199  | 207  | 200     | 193                       | 203  | 203   | 201                        | 203  | 208   | 214                | 221   | 215  | 223  | 218  |
| WS(Km/hr)   | 5.1   | 5.7   | 5.8  | 6.2  | 6.6     | 6.9                       | 6.8  | 7.0   | 7.1                        | 7.3  | 7.7   | 7.9                | 8.6   | 8.7  | 8.9  | 9.4  |
|   |    |  |  |      |         |                           |      |  |                            |      |  |                    |  |      |      |      |
|   | sowing  | Germination   | Vegetative Growth  |      |         |                           |      | Silking & Tasseling   |                            |      | Cob Formation   |                    | Maturity to Harvesting  |      |      |      |
| <b>Favorable Weather Conditions</b>                         |   |   |  |      |         |                           |      |   |                            |      |   |                    |   |      |      |      |
| Temperature   | At least 10°C for germination   |   |  |      |         |                           |      |   |                            |      | 22-25°C   |                    | 23-27°C   |      |      |      |
| Light Intensity   |   |   | ≤200% of normal  |      |         |                           |      |   |                            |      |   |                    |   |      |      |      |
| Relative Humidity   |   |   | High   |      |         |                           |      |   |                            |      |   |                    |   |      |      |      |
| Soil Temperature  |   |   | Above 16°C   |      |         |                           |      |   |                            |      |   |                    |   |      |      |      |
| Normal phase wise water requirement (mm)                    | 76  |   | 120  |      |         |                           |      | 190   |                            |      | 145   |                    | 100   |      |      |      |
| <b>Congenial Weather Condition for Pests &amp; Diseases</b> |   |   |  |      |         |                           |      |   |                            |      |   |                    |   |      |      |      |
| Fall Army worm  | A threshold temperature of 10.9°C and 559 day-degrees C is required for development. Sandy-clay or clay-sand soils are suitable for pupation and adult emergence. Emergence in sandy-clay and clay-sand soils was directly proportional to temperature and inversely proportional to humidity. Above 30°C the wings of adults tend to be deformed. Pupae require a threshold temperature of 14.6°C and 138 day-degrees C to complete their development. |   |  |      |         |                           |      |   |                            |      |   |                    |   |      |      |      |
| Seed Rot  | A threshold temperature of 10.9°C and 559 day-degrees C is required for development. Sandy-clay or clay-sand soils are suitable for pupation.   |   |  |      |         |                           |      |   |                            |      |   |                    |   |      |      |      |
| <b>Weather Warning</b>                                      |   |   |  |      |         |                           |      |   |                            |      |   |                    |   |      |      |      |
| Rain  | >50 mm/day  |   |  |      |         | >100 mm/day               |      |   | >50 mm/day                 |      |   |                    |   |      |      |      |
| Duration of wet spell                                       | >25 mm for 3 days   |   |  |      |         | >50 mm for 4 days         |      |   | 20 mm for 4 days           |      |   |                    |   |      |      |      |
| Cloudy weather  |   |   |  |      |         | Cloudy weather            |      |   | Cloudy weather             |      |   |                    |   |      |      |      |
| High wind   | >50 km/hr   |   |  |      |         | >40 km/hr                 |      |   | >30 km/hr                  |      |   |                    |   |      |      |      |
| Temperature   | Minimum Temperature <10 °C  |   |  |      |         | Minimum Temperature <10°C |      |   | Minimum Temperature <10 °C |      |   |                    |   |      |      |      |