







## Crop Weather Calendar of Wheat: Cumilla Region (Districts: Cumilla, Chandpur, Bramanbaria) Bangladesh

Region: Cumilla	Wheat											Duration: 119 days					
Months	Nov	December				January				February				March			
Std. Week/Normal	48	49	50	51	52	1	2	3	4	5	6	7	8	9	10	11	12
Rainfall (mm)	2.5	0.0	4.5	1.0	1.5	0.0	0.0	0.0	1.5	3.0	3.0	6.0	7.5	4.5	7.0	9.0	19.0
Max. Temp. (°C)	28.2	27.7	26.5	25.8	25.4	24.7	24.5	25.0	25.4	26.2	27.3	28.1	29.1	29.8	30.9	32.0	32.2
Min. Temp. (°C)	16.9	15.8	15.0	14.2	13.4	13.0	12.7	12.7	12.6	14.2	14.5	16.2	16.7	18.1	19.2	19.9	21.5
Mean Temp. (°C)	22.5	21.7	20.8	20.0	19.4	18.8	18.6	18.9	19.0	20.2	20.9	22.1	22.9	23.9	25.0	25.9	26.8
RHmax (%)	95.8	95.8	96.2	96.0	96.0	96.0	95.5	95.3	94.4	94.6	94.4	93.9	94.1	93.9	93.9	93.5	93.7
RHMin (%)	52.2	50.6	51.9	52.1	51.3	51.8	51.2	49.1	46.4	47.7	45.2	46.8	46.1	46.8	47.4	47.7	52.6
RHmean (%)	74.0	73.2	74.1	74.1	73.6	73.9	73.4	72.2	70.4	71.1	69.8	70.3	70.1	70.3	70.6	70.6	73.1
SShr (hrs)	48.5	47.5	42.5	40.5	40.0	40.0	37.0	43.5	47.0	47.0	50.0	49.5	50.5	52.5	52.5	52.5	51.0
WD (deg)	195	206	192	211	213	205	205	209	218	212	203	214	206	214	215	216	211
WS(Km/hr)	3.3	3.3	4.0	3.5	3.8	4.0	4.0	4.2	4.6	4.4	4.6	4.6	4.6	4.6	4.6	4.8	5.5
																	
	sowing		Germination			Vegetative Growth				Flowering		Grain Formation			Maturity to Harvesting		

<b>Favourable Weather Conditions</b>					
Minimum, and	3 to 4.5 <sup>o</sup> C				cooler nights
Optimum temperature	Around 25 <sup>o</sup> C				
Maximum Cardinal temperature	30- 32 <sup>o</sup> C				
Mean Daily Temperature		15 to 20 <sup>o</sup> C	15 to 20 <sup>o</sup> C		
Soil Moisture	High				dryness
Solar radiation					Bright sunny days
daily cu		0.17 to 0.87	0.17 to 0.87	0.17 to 0.87	
<b>Normal Phase wise water requirement (mm)</b>	47	128	77	137	39

<b>Weather Warning</b>			
Rainfall	>50 mm/day	>100mm/day	>100mm/day
Duration of wet spell	>50 mm for 3-4 days	>75 mm for 3-4 days	>50mm for 3-4 days
Cloudy Weather		Cloudy Weather	Cloudy Weather
Drought	20 days	20 days	20 days
High wind	>50 km/hr	>50 km/hr	>50 km/hr
Maximum Temperature	>30 <sup>o</sup> C	>30 <sup>o</sup> C	>30 <sup>o</sup> C
Minimum Temperature	<15 <sup>o</sup> C	<15 <sup>o</sup> C	<15 <sup>o</sup> C

<b>Congenial Weather Condition for Pests &amp; Diseases</b>			
<b>Blast</b>	Continuous rains and average temperatures between 18-20°C during the flowering stage of the crop followed by sunny weather and humid days. Intensity increases at 30°C temperature with high relative humidity		
<b>Aphid</b>		Mean temperature 18.7°C and relative humidity percentage 71.0%, mean weekly temperature 29.1°C and relative humidity 55%	