




## Agromet Advisory Bulletin for Bandarban District

		
	 <b>Agro-Meteorological Information Systems Development Project</b> <b>Component-C of BWCSR</b> <b>Department of Agricultural Extension</b>	
<b>Date: 1st December, 2019</b> <b>Bulletin No. 98</b>	<b>Agromet Advisory Bulletin for Bandarban District (1st December to 5th December, 2019)</b>	

### Weather Conditions for last four days (27th November to 30th November, 2019)

Weather Parameters	27.11.19	28.11.19	29.11.19	30.11.19	Range
Rainfall (mm)	0.0	0.0	0.0	0.0	0.0-0.0 (0.0)
Maximum Temperature (° C)	31.6	31.4	30.8	30.8	30.8-31.6
Minimum Temperature (° C)	20.0	21.0	20.1	20.0	20.0-21.0
Relative Humidity (%)	55.0-97.0	46.0-98.0	49.0-96.0	49.0-96.0	46.0-98.0
Wind Speed (km/h)	1.9	1.9	1.9	1.9	1.9-1.9
Cloud Amount (Okta)	0	0	1	2	0-2
Wind Direction	North/North-westerly	North/North-westerly	North/North-westerly	North/North-westerly	North/North-westerly

### Weather forecast as per Bangladesh Meteorological Department for the next 5 days (1st December to 5th December, 2019)

Weather Parameters	Range
Rainfall (mm)	0.0-0.0 (0.0)
Maximum Temperature (° C)	24.2-26.9
Minimum Temperature (° C)	11.9-16.4
Relative Humidity (%)	51.0-74.0
Wind Speed (Km/h)	4.4-6.5
Cloud Amount (Okta)	Clear Sky

<b>Wind Direction</b>	North/North-westerly
-----------------------	----------------------

### **Stages of Standing Crops**

<b>Crop</b>	<b>Stage</b>
Aman Paddy	Hard Dough to Harvesting
Vegetables	Fruit Setting/ Vegetative

## **Agromet Advisories**

### **Aman Paddy**

#### **Harvesting Stage:**

- Remove water from the field completely 15 days before harvesting.
- Where 80% grain found mature harvest the crop after draining water as sunny weather will prevail.. At the time of harvesting, pick the black earhead (affected earhead with false smut disease) and destroy them by burning.
- Sundry the harvested paddy and carry out threshing and store it in safe place.
- To protect the matured grains of aman rice from the attack of rodents, prepare dry poison baits by mixing atta/wheat bran/maize crush 80g, gur 10g, dry fish 5g & Zinc Pohosphide 5g; & apply alongside the bunds for controlling field rat.
- Sowing of khesari can be done as relay crop in upland area before harvest of aman paddy.

#### **Soft Hard Dough to Ripening Stage**

- As there was no rainfall relatively for extended period and there is no chance of rainfall for next five days applies irrigation & 2-5 cm water level should be maintained at stages hard dough to hardening of grain stage.
- Continuous monitoring of the economically harmful insects like stem borer, leaf roller, sheath blight, blast, brown spot, leaf blight, Gandhi bug, Brown Plant Hopper (BPH) should be done. Monitoring at 2-3 days' interval is advised. For this light trap should be used. Light trap should be placed at some distance from the crop and bulb should be lightened from evening 06.30 PM to 10.30 PM and collected insects should be destroyed in the morning hours. Since fair weather is predicted in the coming 5 days, farmers can continue spraying of insecticides/ fungicides in the field.
- For management of blast disease in paddy, carry out alternative wetting and drying without cracking of the soil. Spray Nativo 75wg/ Trooper@ 0.6g/litre of water or Amister top 325 sp@ 1ml/litre of water. Spraying should be done after 3 PM so that disease can be effectively controlled. The spray should be repeated after 10-12 days as per intensity of the disease.
- As there is no possibility of getting rainfall in the coming 5 days during dough to milky stage, there is chance of incidences of Gandhi bug & BPH. For BPH Spray Isoprocarb @ 2.5g per litre water or Imidachloprid @ 2.5g per litre water. For Gandhi bug Spray Malathion @ 2ml. per litre water or Chlorpyrifos @ 2ml. per litre water. Holding fires around the field in the night hours also reduce Gundhi bug population.

## **Vegetables**

- As there was no rainfall relatively for extended period and there is no chance of rainfall for next five days, apply adequate irrigation to moist the soil in the vegetable field.
- Prevailing weather condition, there is a chance of attack of black-rot of crucifers in the cabbage and cauliflower, this causes rotting of leaves and blackening of head. Apply 1 gm Streptocycline in 10 lt of water and spray thoroughly and also apply top-dressing to cauliflower field
- Use Pheromone Traps @ 20 Nos/ha. to control attack of fruit borer in brinjal, tomato and bhindi crops
- Chilli, tomato, brinjal Vegetative to flowering --Use staking for seedlings --Apply mustard cake with mixed up soil and stirring at the base of plants.
- For control of aphids and jassids in cabbage and cauliflower, install 2-3 yellow sticky cards per bigha. Alternately, paint a cardboard with yellow colour, smear grease over it and install in the field. Spray Neem oil at the rate of 5 ml per litre of water along with liquid detergent at a dose of 0.5-1.0 ml.
- Since there is no possibility of getting rainfall in the coming 5 days spray Captan 50 WP 0.2% (@ 2 g/lit. of water) to control Fruit rot or anthracnose disease in the chilli crops.

## **Boro Paddy:**

- Continue seedbed preparation.
- Apply light irrigation as there was no rainfall during past few weeks and there is no chance of rainfall during next five days.
- If the seedbed becomes yellow, apply urea at the rate of 7 gm urea per square kilometre area.
- Arrangement for polythene may be made as this may be required to cover the seedbed during sudden drop in temperature during this season.

## **Potato**

1. Apply light irrigation as there was no rainfall during past few weeks and there is no chance of rainfall during next five days.
2. Farmers are advised to do intercultural operations for conserving the moisture and removing weeds.
3. Monitor the incidences of late blight disease, if not noticed, it is advised not to use any fungicide on crop at present.
4. Those who have already planted the crop should adopt mulching by using water hyacinth, straw etc. to enhance the tuber quality and yield.

## **Groundnut**

- Continue sowing of rabi groundnut with assured irrigation. Undertake sowing preferably upto December 15. Select high yielding varieties and sow them at a distance of 22.5 X 10 cm after seed treatment with Thiamethoxam @ 2 ml. + 4 ml. water per kg of seeds.
- Undertake intercultural operations after 14-20 days after sowing.
- As there is no chance of rainfall during next 5 days and soil is almost dry, apply irrigation to the plants which are sown 18-20 days back.

## **Horticultural crops**

Present weather conditions are favorable for the planting of horticultural crops viz, papaya, mango, Banana, guava etc, farmers are advised for the planting the same at the earliest.

As there was no rainfall relatively for extended period and there is no chance of rainfall for next five days, apply adequate irrigation to young fruit plants.

Farmers are advised to go for bagging of the banana bunches with muslin cloth or polyethylene before fruit set in order to protect the fruits from the attack of banana fruit and leaf scarring beetle.

As dry condition will prevail during next five days, apply irrigation to banana plant 15-20 days interval.

## **Livestock**

Keep the animal shed clean.

Possibility of fall in night temperature, keep the animal under sheds and clean the surroundings to control fly and mosquito in cattle shade. Provide the cattle /animals 50 grams iodized salt 15 and 50 to 100 grams mineral mixture daily along with animal feed/fodder, green fodder to keep them healthy.

Vaccinate and de-worm farm animals at regular intervals in winter season.

## **Poultry**

Make arrangements to protect poultry cage from cold winds.

As the temperature is dropping, provide vitamin complex to poultry also put gunny bags or plastic sheath curtains on the side walls of shed and increase bedding material by six inches to protect birds from cold winds. Care should be taken not to restrict ventilation.

Make use of bulbs to maintain proper temperature in the poultry cage

Vaccinate poultry against Ranikhet disease and infectious bronchitis.

## **Fishery**

Protect the fish population against various bacterial diseases prevalent in winter season; apply Potash @ 4-5 mg/litre of water or Sukrena WS @ 1 litre per bigha of water.

During winter months, fish are under stress and may show symptoms like erratic swimming 11 behaviour, not eating, gasping at the surface and others including mortalities. If such symptoms are observed, immediately stop feeding, liming and manuring. Consult an expert for remedial measures.

Keep pisciculture farm ponds clean. During winter, reduce the amount of food for fishes and provide feed between 2-3PM