



Weather Impact

WAGENINGEN
UNIVERSITY & RESEARCH



Issue Date: 12 April 2023

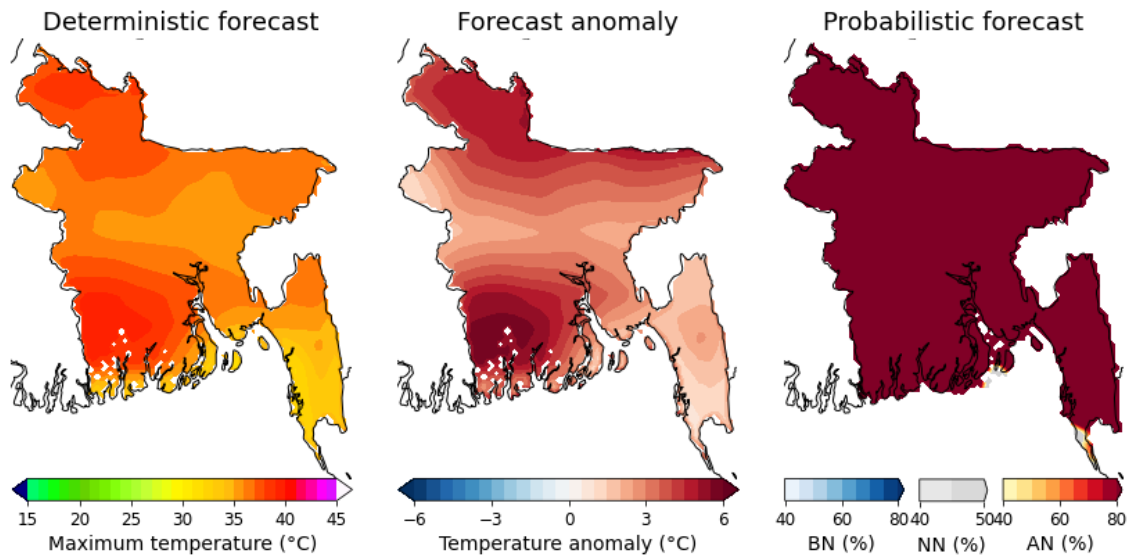
Subject: Experimental Sub-seasonal forecast for Bangladesh during 12.04.2023 to 09.05.2023

1. Weather Forecast for week 1 (Period: 12.04.2023 to 18.04.2023)

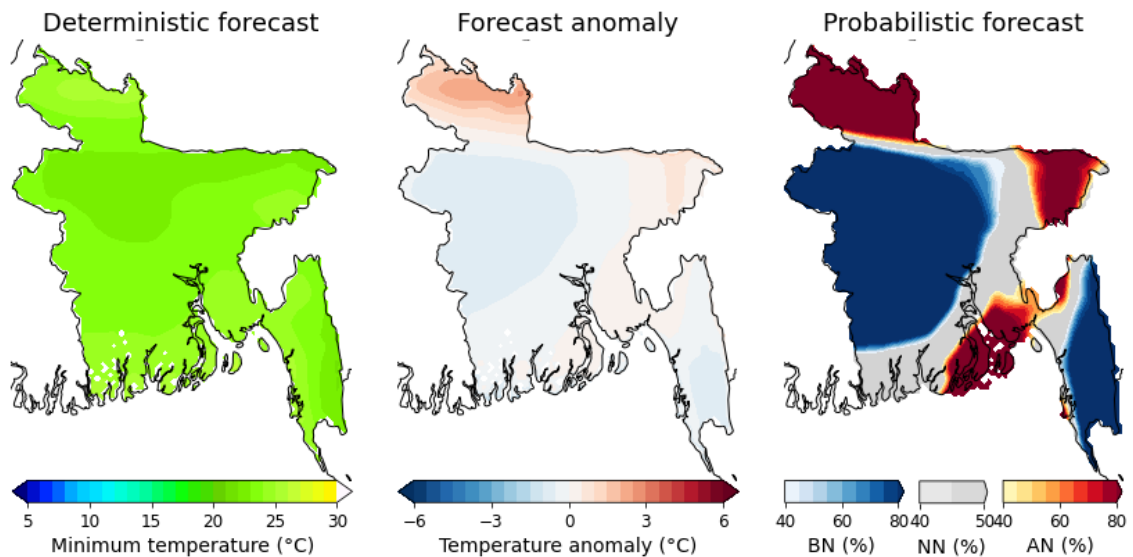
1.1 Significant Information

- Add here the text for significant information.

1.2 Maximum Temperature

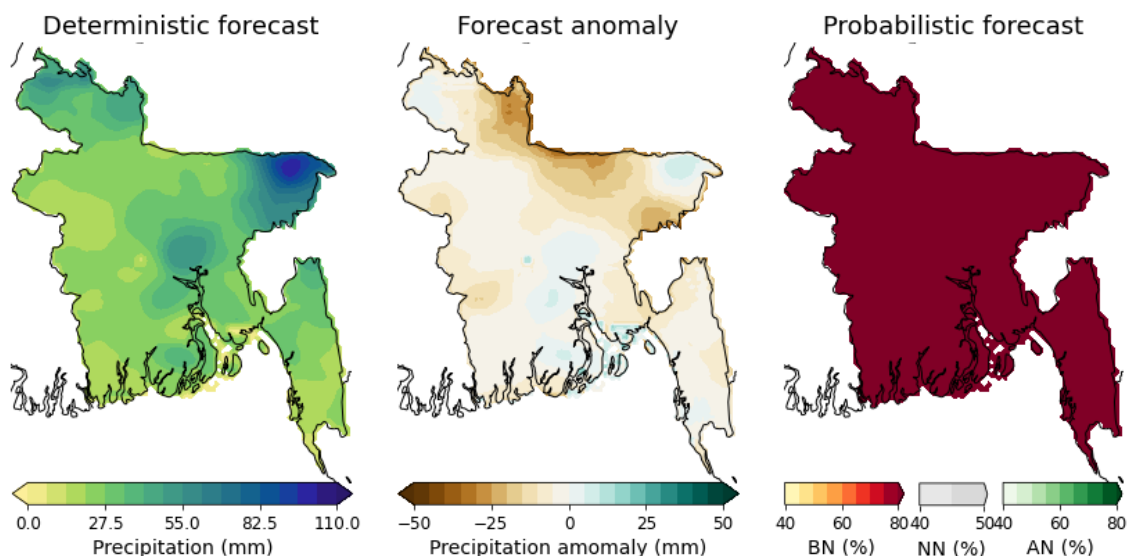


1.3 Minimum Temperature



1.4 Rainfall

Jointly prepared by BMD, DAE, Weather Impact-Netherlands, Wageningen Environmental Research and Digital Innovation for Impact (Dii-Dhaka) under BWCSR (Component-C), supported by World Bank



1.5 Forecast information at District level

Division	District	Average Max Temp (°C)	Average Min Temp (°C)	Total Rainfall (mm)	Division	District	Average Max Temp (°C)	Average Min Temp (°C)	Total Rainfall (mm)
Dhaka	Dhaka	36	23	47	Chittagong	Bandarban	33	22	20
	Faridpur	37	23	23		Brahamanbaria	35	24	34
	Gazipur	36	23	43		Chandpur	37	24	31
	Gopalganj	38	24	30		Chittagong	34	24	25
	Kishoreganj	36	24	33		Comilla	36	24	29
	Madaripur	38	24	35		Cox's Bazar	33	25	15
	Manikganj	36	23	31		Feni	35	23	23
	Munshiganj	37	24	41		Khagrachhari	36	24	30
	Narayanganj	36	24	49		Lakshmipur	36	24	27
	Narsingdi	35	24	41		Noakhali	33	24	22
	Rajbari	37	23	21		Rangamati	35	23	27
	Shariatpur	37	24	34		Khulna	Bagerhat	37	24
Rajshahi	Bogra	37	23	23	Chuadanga		37	23	22
	Joypurhat	37	23	24	Jessore		39	24	21
	Naogaon	37	23	22	Jhenaidah		38	23	24
	Natore	36	23	18	Khulna		35	22	22
	Nawabganj	35	23	20	Kushtia		36	23	19
	Pabna	36	23	20	Magura		38	23	22
	Rajshahi	36	23	18	Meherpur		37	23	20
	Sirajganj	36	23	26	Narail		39	24	24
Rangpur	Dinajpur	37	24	33	Satkhira		36	23	20
	Gaibandha	37	23	27	Barisal	Barguna	30	21	26
	Kurigram	37	24	41		Barisal	37	23	22
	Lalmonirhat	37	24	42		Bhola	31	23	26
	Nilphamari	38	25	40		Jhalokati	38	24	24
	Panchagarh	35	23	45		Patuakhali	32	22	29
	Rangpur	38	24	35		Pirojpur	38	24	25
	Thakurgaon	37	24	44	Sylhet	Habiganj	36	24	50
Mymensingh	Jamalpur	37	23	24		Maulvibazar	35	23	60
	Mymensingh	36	23	27		Sunamganj	36	23	53
	Netrakona	36	23	26		Sylhet	36	23	83
	Sherpur	36	22	21					

1.6 Guidance

- Add here the text for guidance.

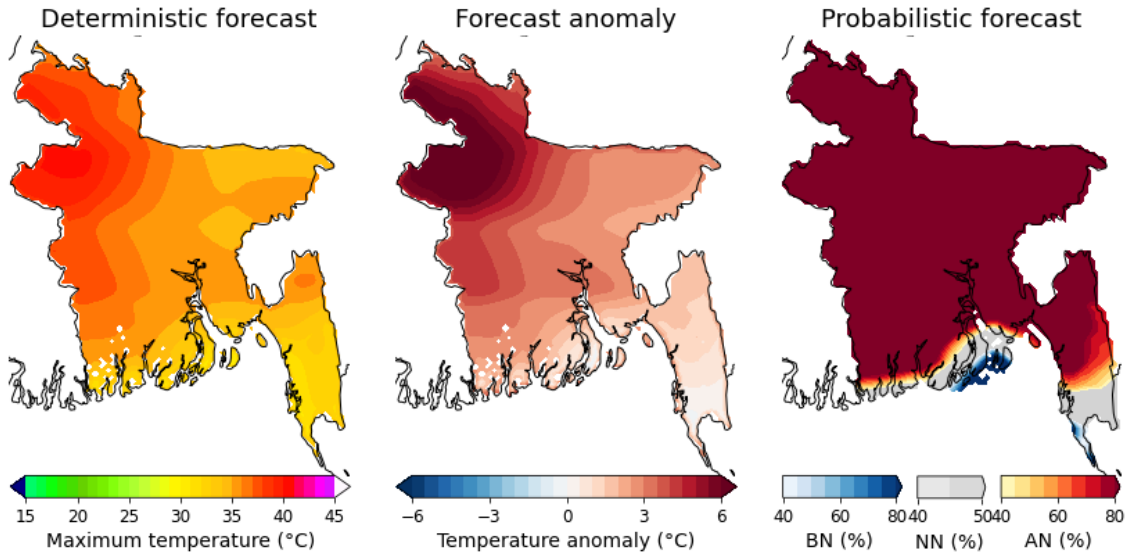
2. Weather Forecast for week 2 (Period: 19.04.2023 to 25.04.2023)

2.1 Significant Information

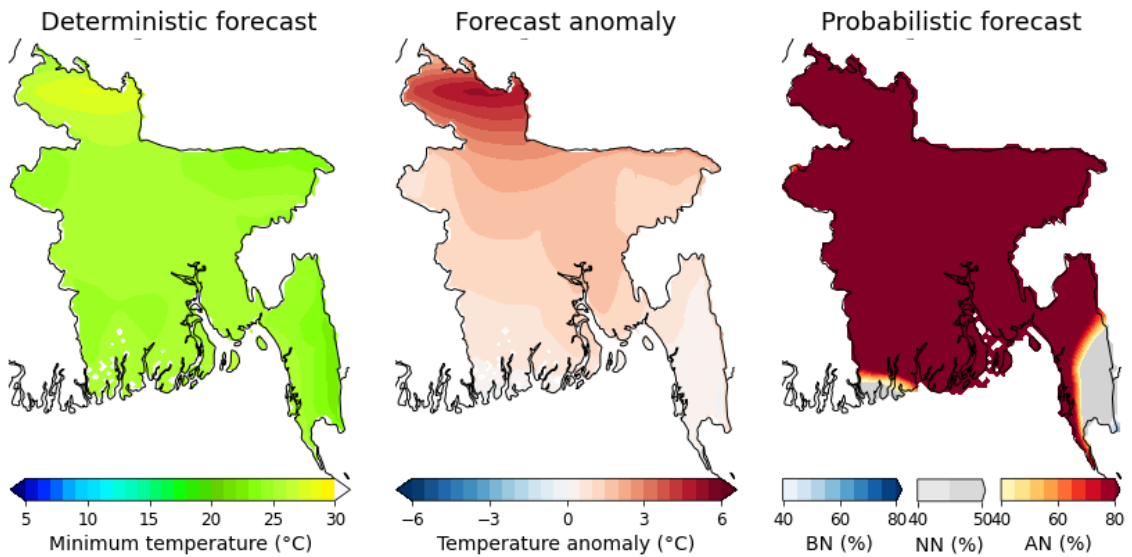
Jointly prepared by BMD, DAE, Weather Impact-Netherlands, Wageningen Environmental Research and Digital Innovation for Impact (Dii-Dhaka) under BWCSR (Component-C), supported by World Bank

- Add here the text for significant information.

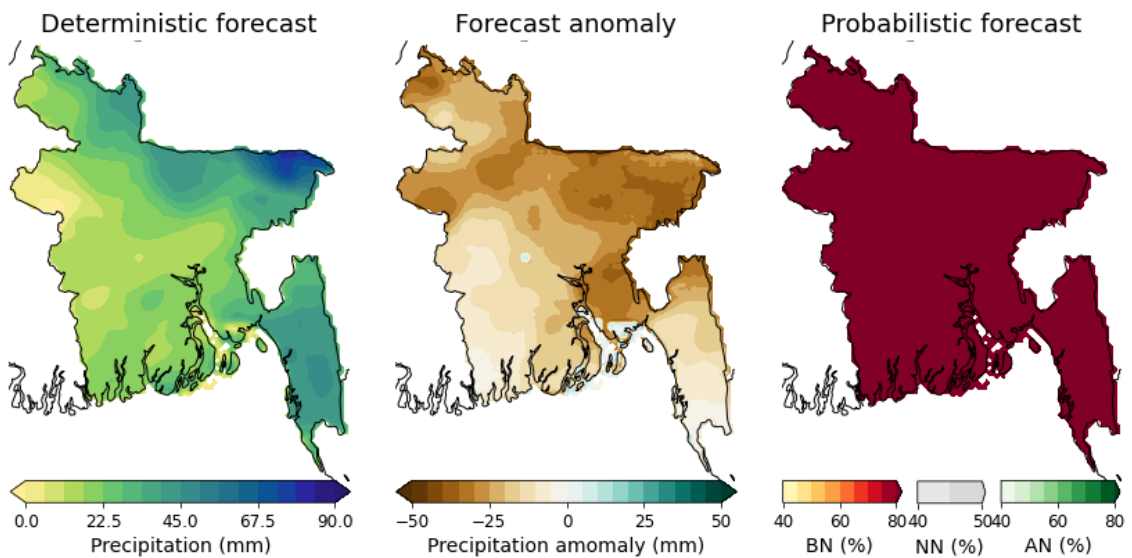
2.2 Maximum Temperature



2.3 Minimum Temperature



2.4 Rainfall



2.5 Forecast information at District level

Division	District	Average Max Temp (°C)	Average Min Temp (°C)	Total Rainfall (mm)	Division	District	Average Max Temp (°C)	Average Min Temp (°C)	Total Rainfall (mm)
Dhaka	Dhaka	35	25	13	Chittagong	Bandarban	32	23	44
	Faridpur	36	25	14		Brahamanbaria	35	25	22
	Gazipur	35	25	18		Chandpur	36	26	21
	Gopalganj	36	25	21		Chittagong	33	25	40
	Kishoreganj	35	25	25		Comilla	35	25	23
	Madaripur	36	25	21		Cox's Bazar	32	25	36
	Manikganj	36	25	14		Feni	34	24	31
	Munshiganj	36	25	15		Khagrachhari	35	25	34
	Narayanganj	35	26	15		Lakshmipur	35	26	21
	Narsingdi	35	25	15		Noakhali	32	24	23
	Rajbari	36	25	13		Rangamati	34	23	38
Rajshahi	Shariatpur	36	25	20	Khulna	Bagerhat	34	25	19
	Bogra	39	26	20		Chuadanga	38	25	13
	Joypurhat	40	26	23		Jessore	37	25	11
	Naogaon	40	25	12		Jhenaidah	37	25	14
	Natore	38	25	10		Khulna	33	23	18
	Nawabganj	39	24	4		Kushtia	37	25	12
	Pabna	37	25	13		Magura	37	25	13
	Rajshahi	39	25	2		Meherpur	38	25	12
Sirajganj	37	25	18	Narail	37	25	16		
Rangpur	Dinajpur	38	26	21	Barisal	Satkhira	33	24	16
	Gaibandha	38	26	30		Barguna	28	21	21
	Kurigram	36	26	40		Barisal	34	25	18
	Lalmonirhat	36	26	35		Bhola	30	24	20
	Nilphamari	38	27	27		Jhalokati	35	25	17
	Panchagarh	35	24	25		Patuakhali	30	23	22
	Rangpur	38	27	32		Pirojpur	35	25	16
Thakurgaon	38	26	15	Sylhet	Habiganj	35	25	35	
Mymen-singh	Jamalpur	37	26		29	Maulvibazar	34	24	38
	Mymen-singh	36	25		38	Sunamganj	34	24	48
	Netrakona	35	25		37	Sylhet	34	24	65
	Sherpur	36	25	39					

2.6 Guidance

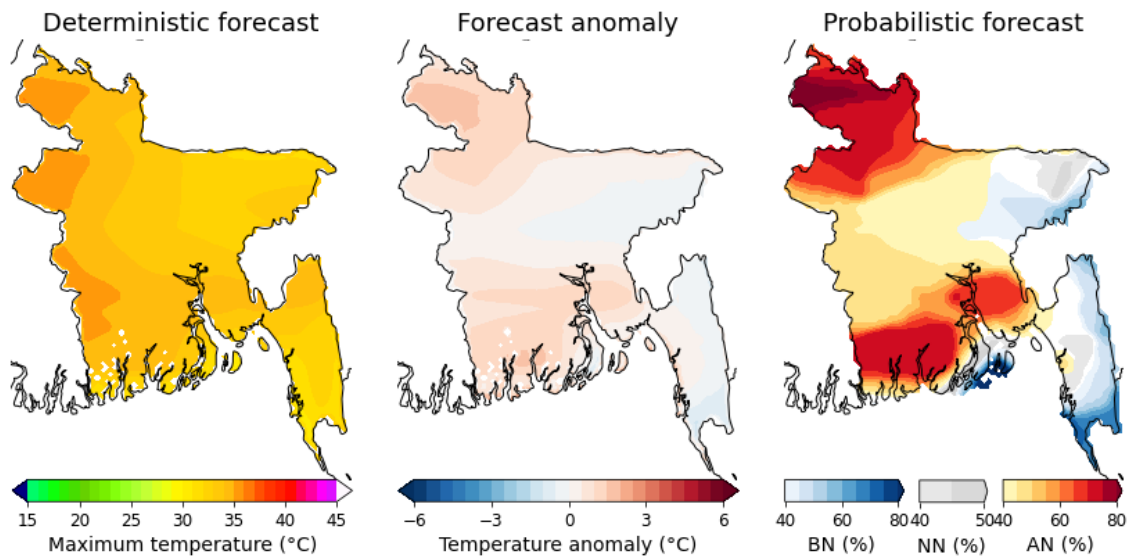
- Add here the text for guidance.

3. Weather Outlook for week 3+4 (Period: 26.04.2023 to 09.05.2023)

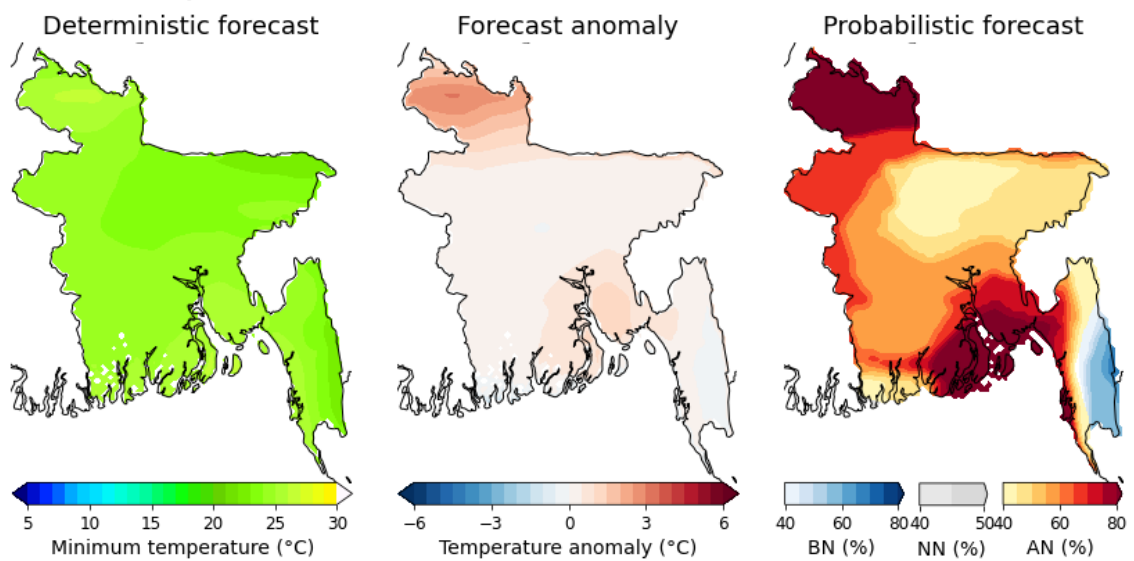
3.1 Significant Information

- Add here the text for significant information.

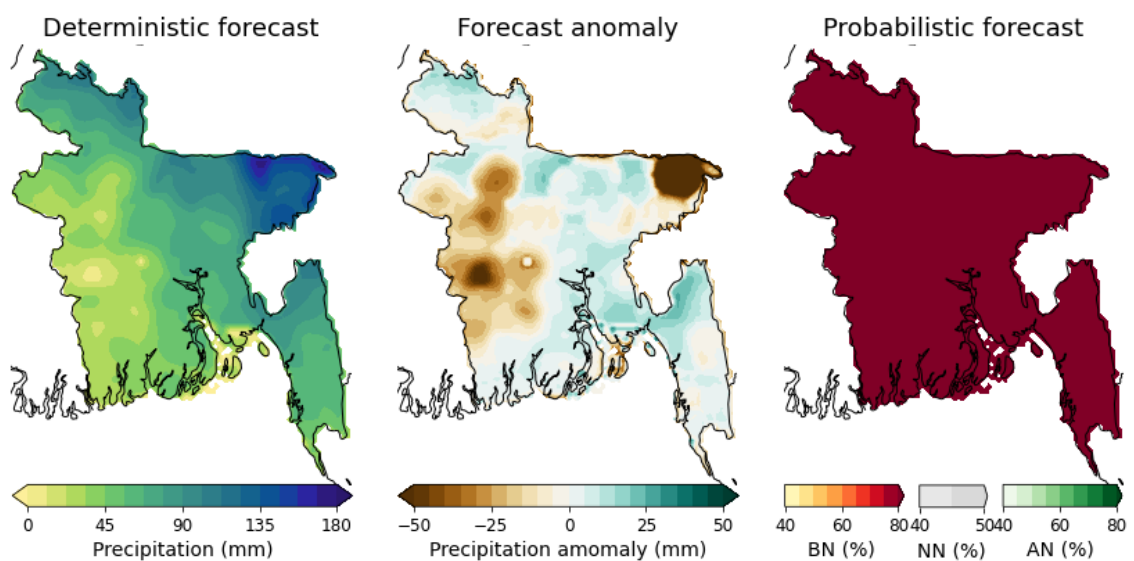
3.2 Maximum Temperature



3.3 Minimum Temperature



3.4 Rainfall



3.5 Forecast information at District level

Division	District	Average Max	Average Min	Total	Division	District	Average Max	Average Min	Total
----------	----------	-------------	-------------	-------	----------	----------	-------------	-------------	-------

Jointly prepared by BMD, DAE, Weather Impact-Netherlands, Wageningen Environmental Research and Digital Innovation for Impact (Dii-Dhaka) under BWCSR (Component-C), supported by World Bank

		Temp (°C)	Temp (°C)	Rainfall (mm)			Temp (°C)	Temp (°C)	Rainfall (mm)
Dhaka	Dhaka	33	24	64	Chittagong	Bandarban	32	23	58
	Faridpur	34	24	33		Brahamanbaria	33	24	77
	Gazipur	33	24	71		Chandpur	34	25	60
	Gopalganj	35	24	35		Chittagong	32	25	68
	Kishoreganj	33	24	80		Comilla	34	25	73
	Madaripur	34	25	57		Cox's Bazar	31	25	52
	Manikganj	34	24	48		Feni	33	24	84
	Munshiganj	34	25	64		Khagrachhari	34	24	90
	Narayanganj	33	24	74		Lakshmipur	34	25	52
	Narsingdi	33	24	68		Noakhali	32	24	
	Rajbari	34	24	28		Rangamati	33	23	74
Rajshahi	Shariatpur	34	25	60	Khulna	Bagerhat	34	25	34
	Bogra	34	24	36		Chuadanga	35	24	21
	Joypurhat	35	24	58		Jessore	35	25	30
	Naogaon	35	24	48		Jhenaidah	35	24	15
	Natore	35	24	29		Khulna	32	23	31
	Nawabganj	35	24	37		Kushtia	35	24	32
	Pabna	34	24	37		Magura	35	24	22
	Rajshahi	35	24	31		Meherpur	35	24	26
Sirajganj	34	24	48	Narail	35	25	26		
Rangpur	Dinajpur	35	25	66	Barisal	Satkhira	32	23	26
	Gaibandha	34	24	67		Barguna	28	21	44
	Kurigram	33	24	99		Barisal	33	24	52
	Lalmonirhat	34	25	96		Bhola	29	24	42
	Nilphamari	35	26	90		Jhalokati	34	25	50
	Panchagarh	32	23	87		Patuakhali	30	23	45
	Rangpur	34	25	78		Pirojpur	35	25	43
Mymen-singh	Thakurgaon	35	25	75	Sylhet	Habiganj	33	24	118
	Jamalpur	34	24	70		Maulvibazar	32	23	133
	Mymen-singh	33	24	90		Sunamganj	32	23	134
	Netrakona	33	23	94		Sylhet	32	23	136
	Sherpur	33	23	86					

3.6 Guidance

- Add here the text for guidance.

Forecast legend

Rainfall category	Amounts of rainfall
<ul style="list-style-type: none"> • Light rain • Moderate rain • Moderately Heavy • Heavy rain • Very heavy rain 	1-10 mm/day 11-22 mm/day 23-43 mm/day Heavy rain: 44-88 mm/day Very heavy rain: ≥ 89 mm/day
<ul style="list-style-type: none"> • AN (%) • NN (%) • BN (%) 	Above normal (likelihood in percent) Near normal (likelihood in percent) Below normal (likelihood in percent)