



Weather Impact

WAGENINGEN
UNIVERSITY & RESEARCH



Issue Date: 17 April 2023

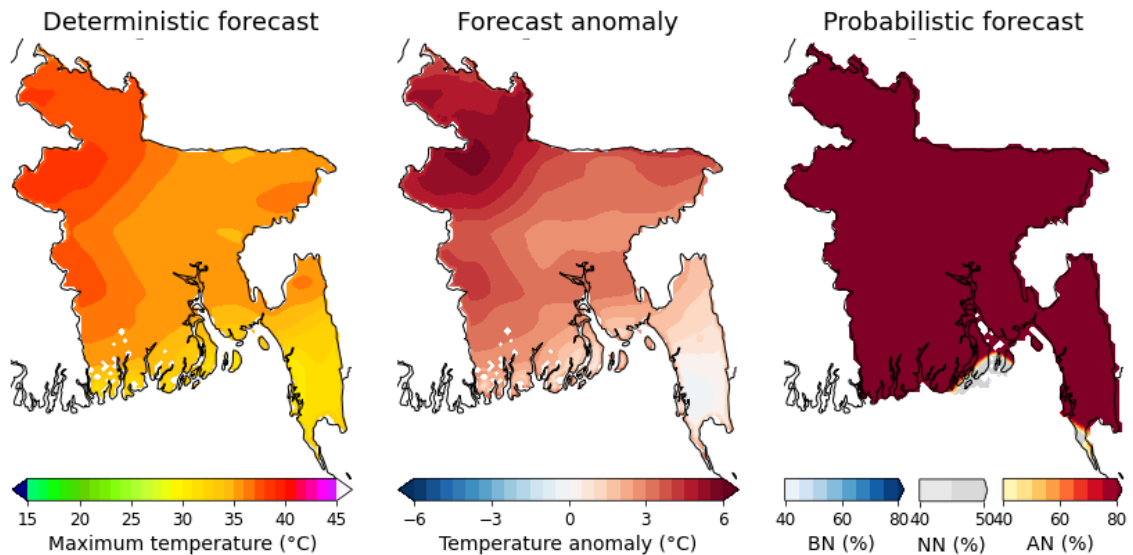
Subject: Experimental Sub-seasonal forecast for Bangladesh during 17.04.2023 to 14.05.2023

1. Weather Forecast for week 1 (Period: 17.04.2023 to 23.04.2023)

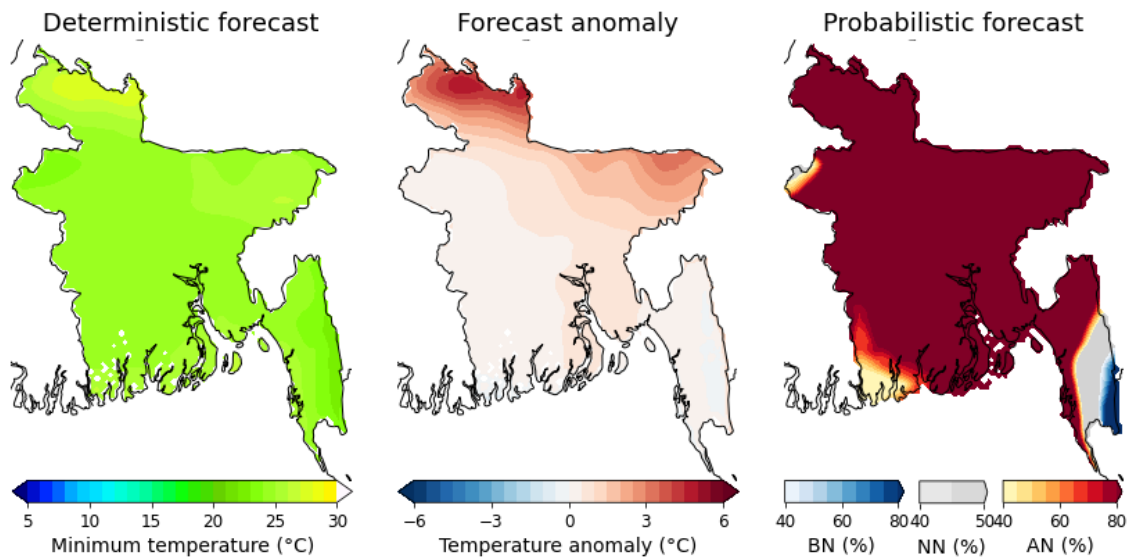
1.1 Significant Information

- Add here the text for significant information.

1.2 Maximum Temperature

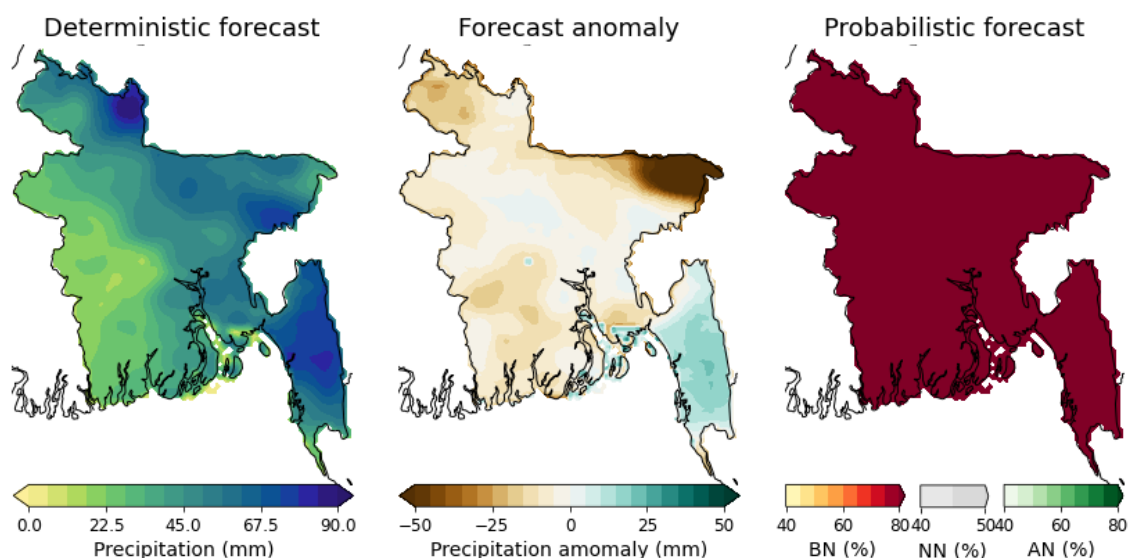


1.3 Minimum Temperature



1.4 Rainfall

Jointly prepared by BMD, DAE, Weather Impact-Netherlands, Wageningen Environmental Research and Digital Innovation for Impact (Dii-Dhaka) under BWCSR (Component-C), supported by World Bank



1.5 Forecast information at District level

Division	District	Average Max Temp (°C)	Average Min Temp (°C)	Total Rainfall (mm)	Division	District	Average Max Temp (°C)	Average Min Temp (°C)	Total Rainfall (mm)
Dhaka	Dhaka	35	24	42	Chittagong	Bandarban	31	23	63
	Faridpur	36	24	21		Brahamanbaria	35	25	52
	Gazipur	35	25	48		Chandpur	36	25	57
	Gopalganj	36	24	30		Chittagong	32	25	66
	Kishoreganj	35	25	56		Comilla	35	25	56
	Madaripur	36	25	43		Cox's Bazar	32	25	41
	Manikganj	35	24	31		Feni	34	24	51
	Munshiganj	35	25	45		Khagrachhari	35	24	64
	Narayanganj	35	25	48		Lakshmipur	35	25	44
	Narsingdi	35	25	45		Noakhali	32	24	41
	Rajbari	36	24	20		Rangamati	33	23	73
Rajshahi	Shariatpur	36	25	48	Khulna	Bagerhat	34	25	28
	Bogra	38	24	39		Chuadanga	37	24	22
	Joypurhat	38	24	42		Jessore	37	24	19
	Naogaon	38	24	33		Jhenaidah	37	24	21
	Natore	37	24	26		Khulna	33	23	26
	Nawabganj	37	24	26		Kushtia	37	24	21
	Pabna	36	24	25		Magura	37	24	17
	Rajshahi	37	24	26		Meherpur	37	24	21
Sirajganj	36	24	40	Narail	36	24	23		
Rangpur	Dinajpur	37	25	40	Barisal	Satkhira	33	23	22
	Gaibandha	37	25	53		Barguna	28	21	35
	Kurigram	36	26	79		Barisal	34	24	39
	Lalmonirhat	37	26	67		Bhola	30	23	38
	Nilphamari	38	27	49		Jhalokati	35	25	36
	Panchagarh	35	25	53		Patuakhali	30	23	39
	Rangpur	38	26	60		Pirojpur	35	25	32
Thakurgaon	37	26	46	Sylhet	Habiganj	36	25	68	
Mymensingh	Jamalpur	37	24		49	Maulvibazar	35	25	60
	Mymensingh	36	25		59	Sunamganj	35	25	54
	Netrakona	35	25		57	Sylhet	35	25	46
	Sherpur	36	24	57					

1.6 Guidance

- Add here the text for guidance.

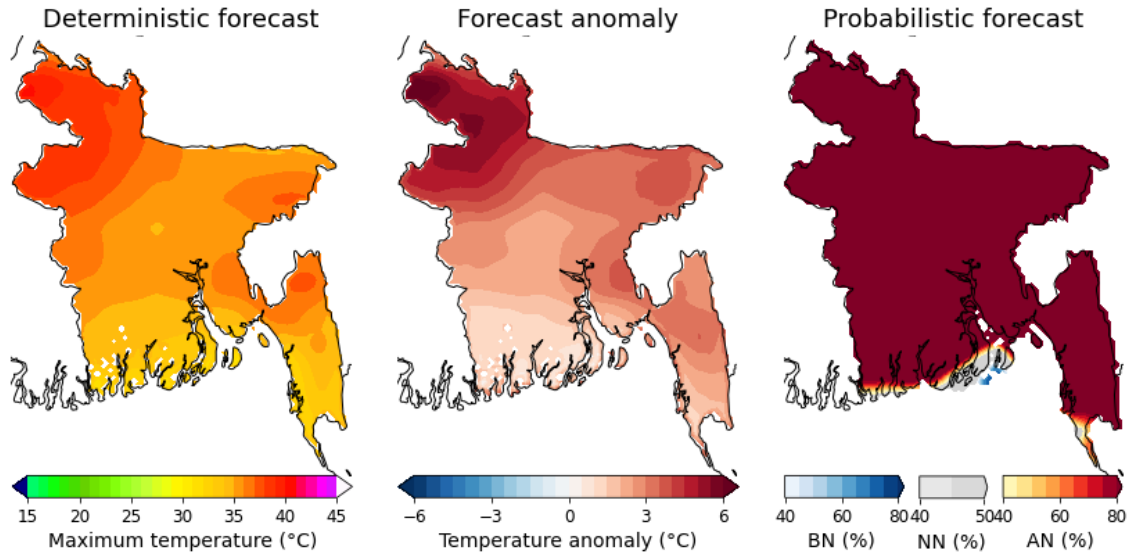
2. Weather Forecast for week 2 (Period: 24.04.2023 to 30.04.2023)

2.1 Significant Information

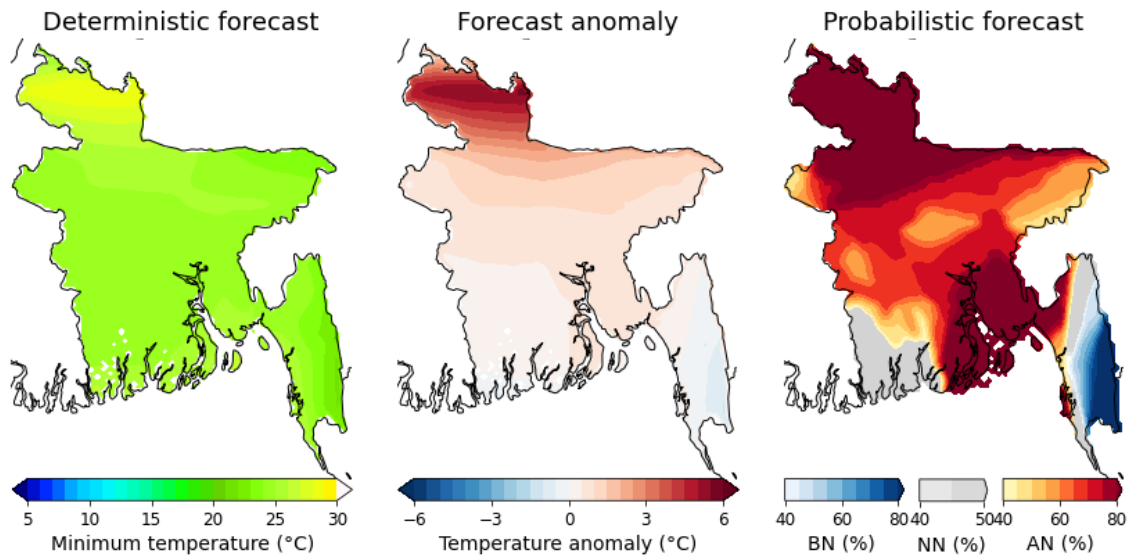
Jointly prepared by BMD, DAE, Weather Impact-Netherlands, Wageningen Environmental Research and Digital Innovation for Impact (Dii-Dhaka) under BWCSR (Component-C), supported by World Bank

- Add here the text for significant information.

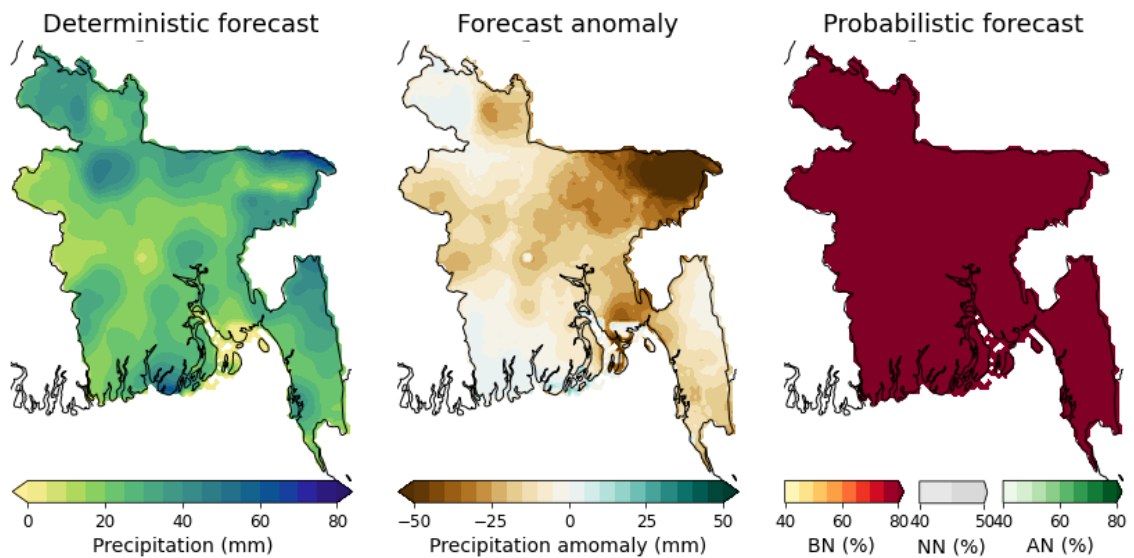
2.2 Maximum Temperature



2.3 Minimum Temperature



2.4 Rainfall



2.5 Forecast information at District level

Division	District	Average Max Temp (°C)	Average Min Temp (°C)	Total Rainfall (mm)	Division	District	Average Max Temp (°C)	Average Min Temp (°C)	Total Rainfall (mm)
Dhaka	Dhaka	35	25	26	Chittagong	Bandarban	33	23	24
	Faridpur	35	25	16		Brahamanbaria	36	25	26
	Gazipur	35	25	23		Chandpur	36	25	25
	Gopalganj	35	25	22		Chittagong	34	25	23
	Kishoreganj	36	25	22		Comilla	36	25	25
	Madaripur	35	25	26		Cox's Bazar	33	25	28
	Manikganj	35	25	16		Feni	35	24	29
	Munshiganj	35	25	27		Khagrachhari	37	24	35
	Narayanganj	36	25	30		Lakshmipur	35	25	18
	Narsingdi	36	25	22		Noakhali	33	24	10
	Rajbari	36	25	16		Rangamati	35	23	34
Rajshahi	Shariatpur	35	25	24	Khulna	Bagerhat	33	25	23
	Bogra	38	25	41		Chuadanga	36	25	11
	Joypurhat	38	25	36		Jessore	35	25	29
	Naogaon	38	25	21		Jhenaidah	36	25	21
	Natore	37	25	22		Khulna	32	23	20
	Nawabganj	37	24	13		Kushtia	36	25	14
	Pabna	36	25	17		Magura	36	25	24
	Rajshahi	37	24	16		Meherpur	37	25	10
Rangpur	Sirajganj	36	25	22	Barisal	Narail	35	25	20
	Dinajpur	38	27	34		Satkhira	32	24	21
	Gaibandha	38	26	30		Barguna	28	21	39
	Kurigram	36	27	29		Barisal	34	24	22
	Lalmonirhat	37	27	29		Bhola	30	23	21
	Nilphamari	38	28	37		Jhalokati	34	25	26
	Panchagarh	35	25	35		Patuakhali	30	23	33
Mymen-singh	Rangpur	38	28	24	Sylhet	Pirojpur	34	25	26
	Thakurgaon	39	27	33		Habiganj	36	25	36
	Jamalpur	37	26	29		Maulvibazar	36	24	34
	Mymen-singh	36	25	29		Sunamganj	35	24	30
Mymen-singh	Netrakona	36	25	28	Sylhet	35	23	39	
	Sherpur	36	25	33					

2.6 Guidance

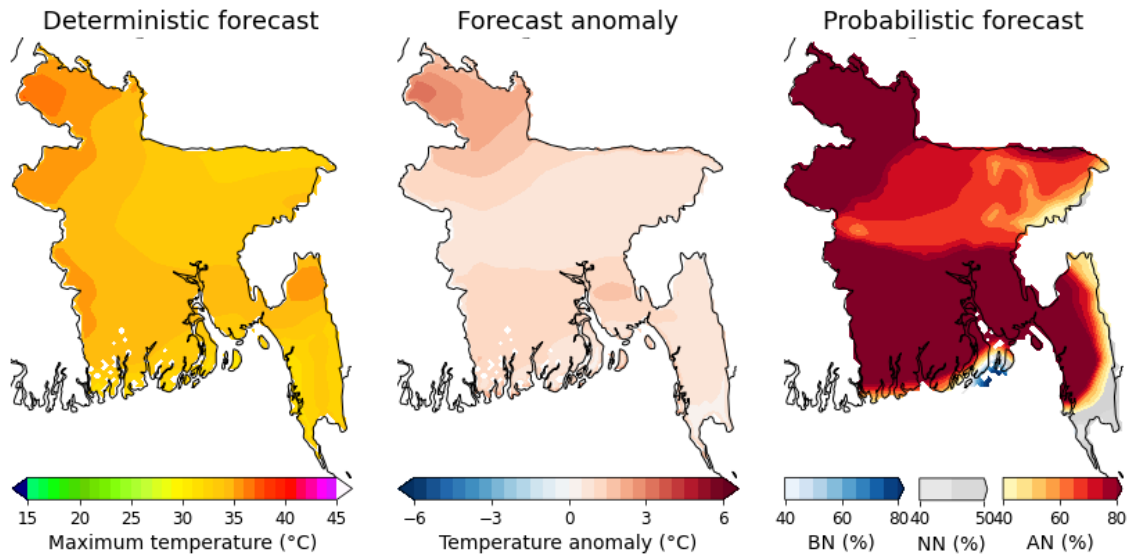
- Add here the text for guidance.

3. Weather Outlook for week 3+4 (Period: 01.05.2023 to 14.05.2023)

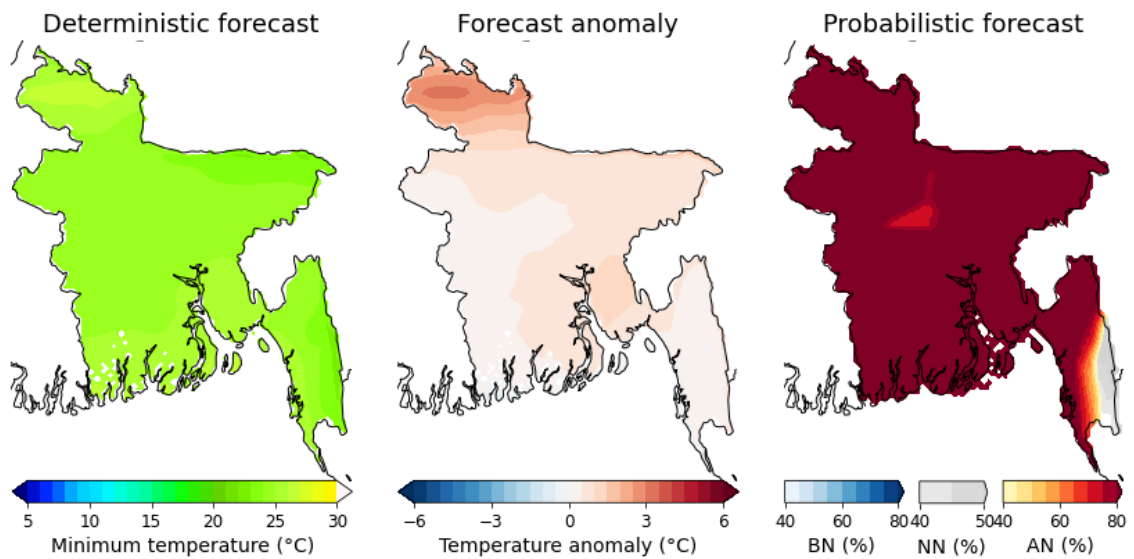
3.1 Significant Information

- Add here the text for significant information.

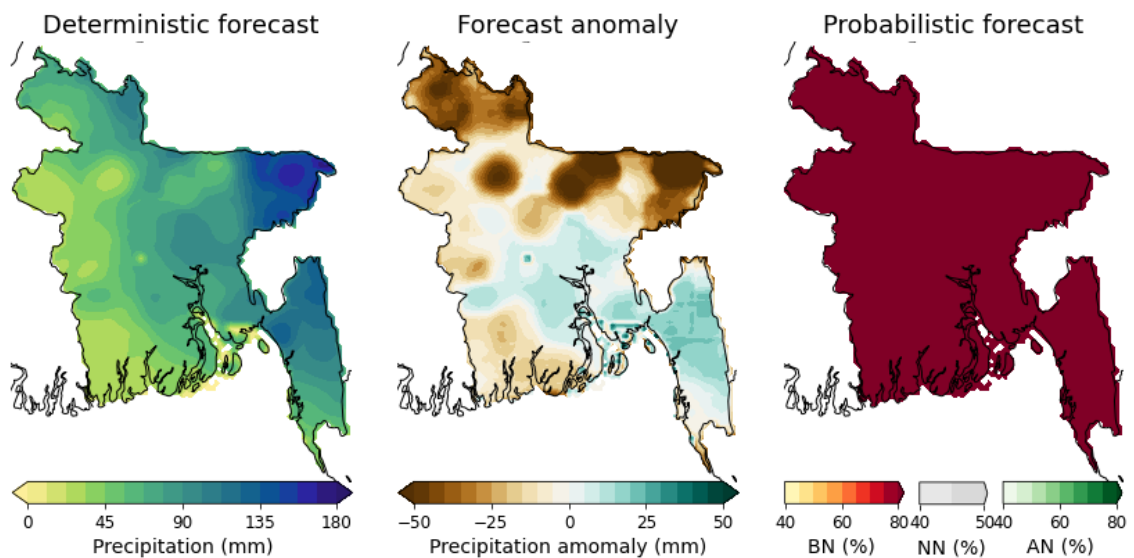
3.2 Maximum Temperature



3.3 Minimum Temperature



3.4 Rainfall



3.5 Forecast information at District level

Division	District	Average Max	Average Min	Total	Division	District	Average Max	Average Min	Total
----------	----------	-------------	-------------	-------	----------	----------	-------------	-------------	-------

Jointly prepared by BMD, DAE, Weather Impact-Netherlands, Wageningen Environmental Research and Digital Innovation for Impact (Dii-Dhaka) under BWCSR (Component-C), supported by World Bank

		Temp (°C)	Temp (°C)	Rainfall (mm)			Temp (°C)	Temp (°C)	Rainfall (mm)
Dhaka	Dhaka	34	25	87	Chittagong	Bandarban	32	23	78
	Faridpur	34	25	68		Brahamanbaria	33	25	92
	Gazipur	33	24	93		Chandpur	34	25	73
	Gopalganj	35	25	71		Chittagong	33	25	96
	Kishoreganj	33	24	87		Comilla	34	25	88
	Madaripur	34	25	77		Cox's Bazar	32	25	56
	Manikganj	34	24	76		Feni	33	24	95
	Munshiganj	34	25	81		Khagrachhari	35	25	114
	Narayanganj	34	25	94		Lakshmipur	34	25	66
	Narsingdi	33	25	91		Noakhali	32	24	
	Rajbari	34	24	55		Rangamati	33	23	111
Rajshahi	Shariatpur	34	25	76	Khulna	Bagerhat	33	25	36
	Bogra	35	24	37		Chuadanga	35	25	34
	Joypurhat	35	25	60		Jessore	35	25	49
	Naogaon	35	24	43		Jhenaidah	35	25	37
	Natore	35	24	40		Khulna	32	23	33
	Nawabganj	35	24	31		Kushtia	35	24	38
	Pabna	34	24	51		Magura	35	25	52
	Rajshahi	35	24	31		Meherpur	35	25	33
Rangpur	Sirajganj	34	24	62	Barisal	Narail	35	25	53
	Dinajpur	35	25	53		Satkhira	32	24	31
	Gaibandha	34	25	75		Barguna	28	21	37
	Kurigram	34	25	98		Barisal	33	24	62
	Lalmonirhat	34	25	88		Bhola	30	23	52
	Nilphamari	36	26	69		Jhalokati	34	25	57
	Panchagarh	33	24	70		Patuakhali	30	23	44
	Rangpur	35	26	73		Pirojpur	34	25	49
Mymen-singh	Thakurgaon	36	25	63	Sylhet	Habiganj	34	25	124
	Jalalpur	34	24	76		Maulvibazar	33	24	141
	Mymen-singh	33	24	71		Sunamganj	33	23	125
	Netrakona	33	24	67		Sylhet	32	23	152
	Sherpur	33	24	89					

3.6 Guidance

- Add here the text for guidance.

Forecast legend

Rainfall category	Amounts of rainfall
<ul style="list-style-type: none"> • Light rain • Moderate rain • Moderately Heavy • Heavy rain • Very heavy rain 	1-10 mm/day 11-22 mm/day 23-43 mm/day Heavy rain: 44-88 mm/day Very heavy rain: ≥ 89 mm/day
<ul style="list-style-type: none"> • AN (%) • NN (%) • BN (%) 	Above normal (likelihood in percent) Near normal (likelihood in percent) Below normal (likelihood in percent)