



Weather Impact

WAGENINGEN
UNIVERSITY & RESEARCH



Issue Date: 18 April 2023

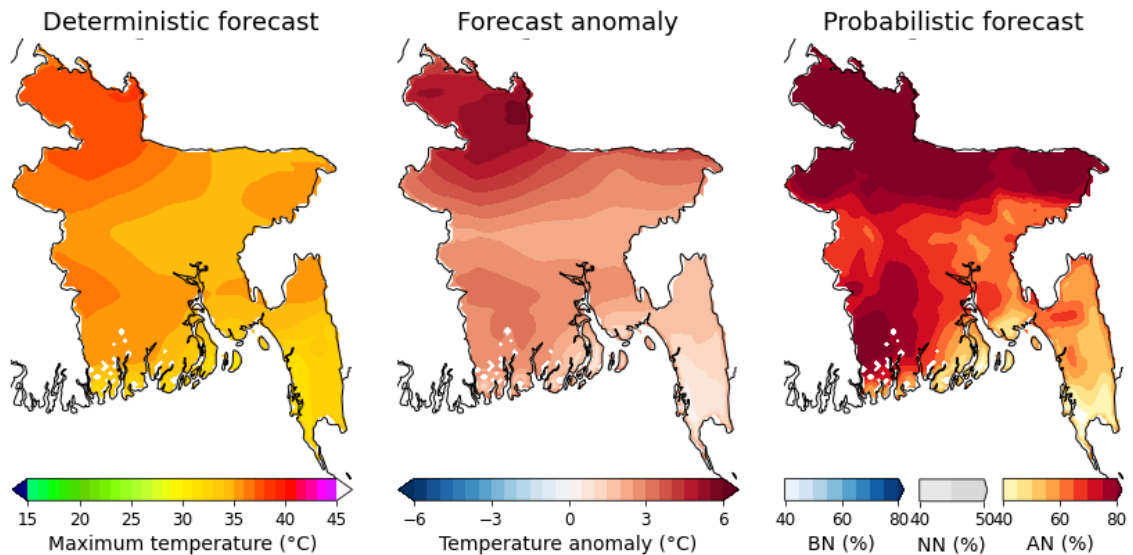
Subject: Experimental Sub-seasonal forecast for Bangladesh during 18.04.2023 to 15.05.2023

1. Weather Forecast for week 1 (Period: 18.04.2023 to 24.04.2023)

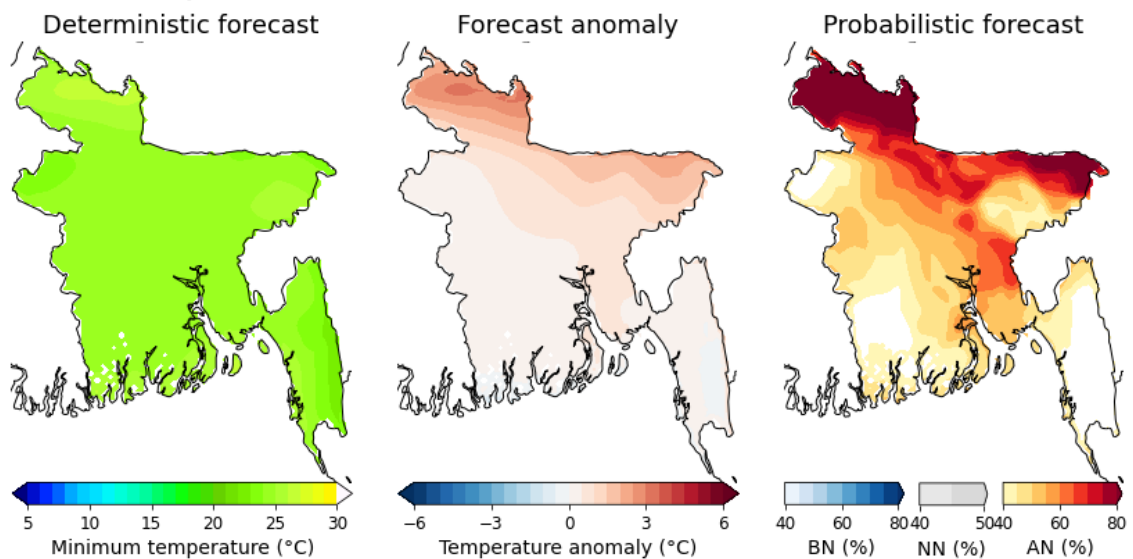
1.1 Significant Information

- Add here the text for significant information.

1.2 Maximum Temperature

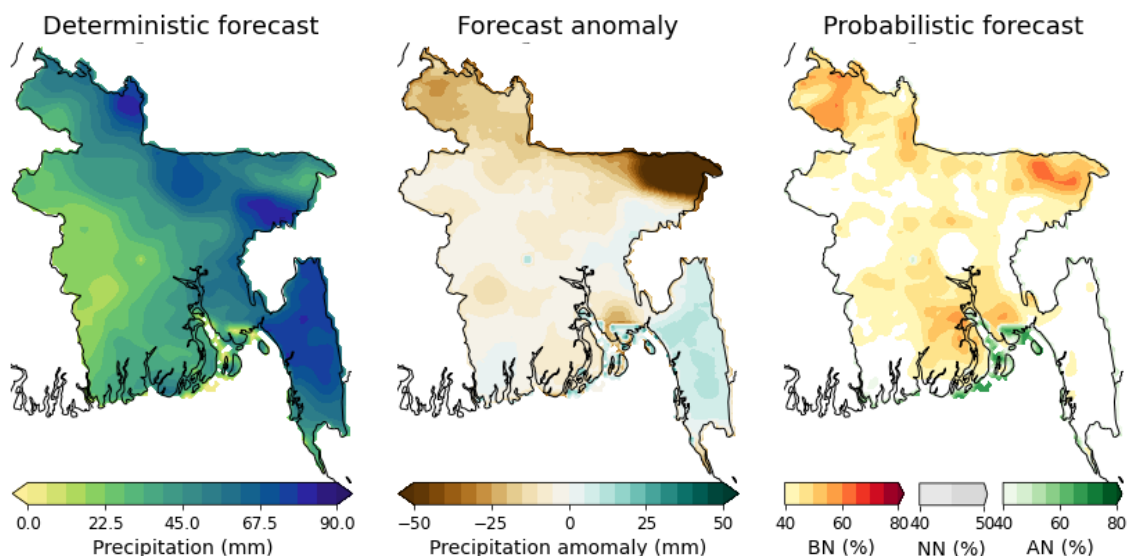


1.3 Minimum Temperature



1.4 Rainfall

Jointly prepared by BMD, DAE, Weather Impact-Netherlands, Wageningen Environmental Research and Digital Innovation for Impact (Dii-Dhaka) under BWCSR (Component-C), supported by World Bank



1.5 Forecast information at District level

Division	District	Average Max Temp (°C)	Average Min Temp (°C)	Total Rainfall (mm)	Division	District	Average Max Temp (°C)	Average Min Temp (°C)	Total Rainfall (mm)
Dhaka	Dhaka	35	25	36	Chittagong	Bandarban	32	23	63
	Faridpur	35	24	26		Brahamanbaria	34	25	57
	Gazipur	34	25	42		Chandpur	35	25	55
	Gopalganj	35	24	33		Chittagong	33	25	67
	Kishoreganj	35	25	58		Comilla	34	24	58
	Madaripur	35	24	37		Cox's Bazar	32	25	45
	Manikganj	35	24	29		Feni	34	24	58
	Munshiganj	35	25	41		Khagrachhari	35	24	71
	Narayanganj	35	25	45		Lakshmipur	34	25	41
	Narsingdi	34	25	45		Noakhali	32	24	37
	Rajbari	35	24	23		Rangamati	33	23	72
	Shariatpur	35	25	44		Khulna	Bagerhat	34	24
Rajshahi	Bogra	37	24	41	Chuadanga		36	24	21
	Joypurhat	37	24	44	Jessore		36	24	17
	Naogaon	37	24	33	Jhenaidah		36	24	19
	Natore	36	24	24	Khulna		33	23	31
	Nawabganj	36	24	27	Kushtia		36	24	21
	Pabna	35	24	23	Magura		36	24	18
	Rajshahi	36	24	23	Meherpur		36	24	20
	Sirajganj	36	24	35	Narail		36	24	23
Rangpur	Dinajpur	37	25	39	Satkhira		33	23	22
	Gaibandha	37	25	53	Barisal	Barguna	28	21	41
	Kurigram	37	25	74		Barisal	34	24	38
	Lalmonirhat	37	25	62		Bhola	30	23	35
	Nilphamari	38	26	51		Jhalokati	35	25	36
	Panchagarh	35	24	52		Patuakhali	30	23	37
	Rangpur	38	25	56		Pirojpur	35	25	36
Thakurgaon	37	25	44	Sylhet		Habiganj	35	25	73
Mymensingh	Jamalpur	37	25		50	Maulvibazar	34	24	62
	Mymensingh	35	25		65	Sunamganj	35	24	51
	Netrakona	35	25		61	Sylhet	34	24	43
	Sherpur	36	24	62					

1.6 Guidance

- Add here the text for guidance.

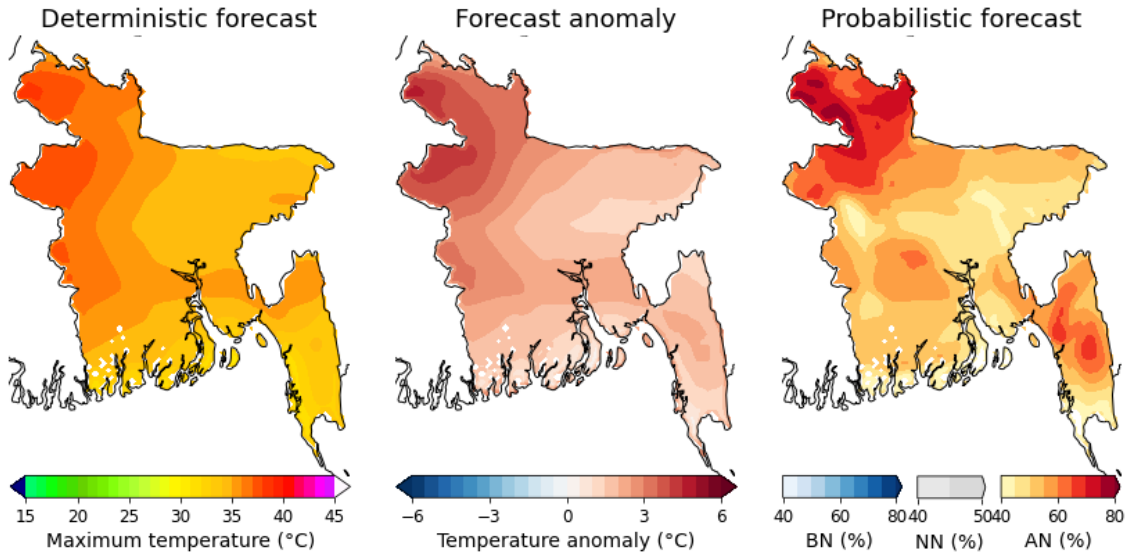
2. Weather Forecast for week 2 (Period: 25.04.2023 to 01.05.2023)

2.1 Significant Information

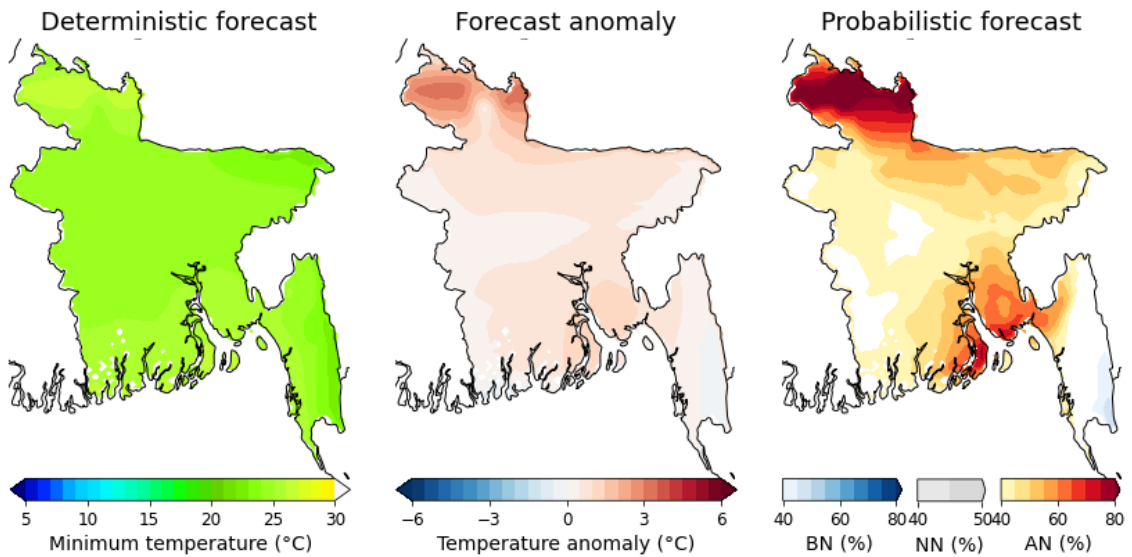
Jointly prepared by BMD, DAE, Weather Impact-Netherlands, Wageningen Environmental Research and Digital Innovation for Impact (Dii-Dhaka) under BWCSR (Component-C), supported by World Bank

- Add here the text for significant information.

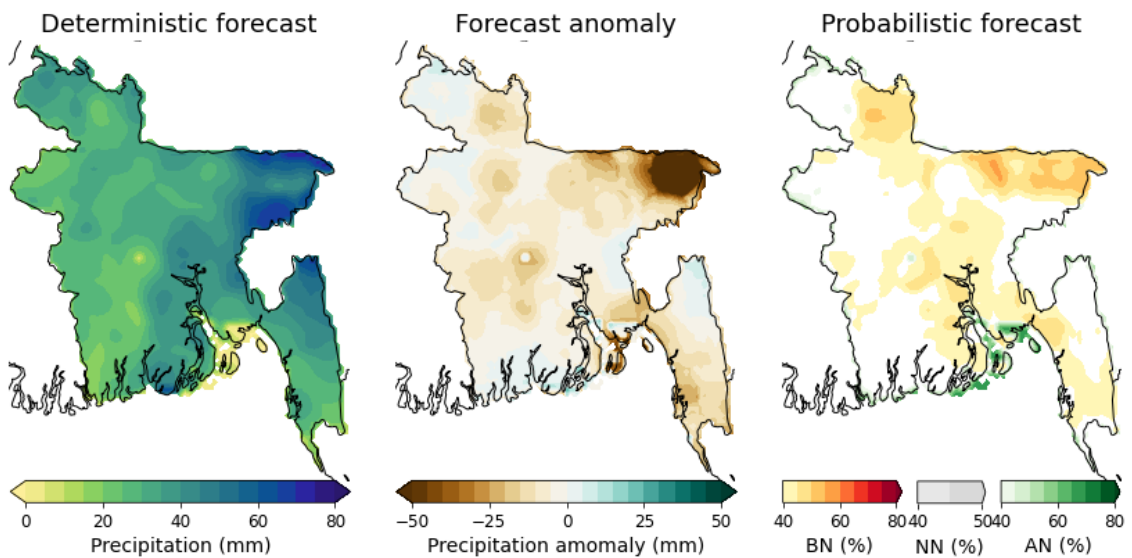
2.2 Maximum Temperature



2.3 Minimum Temperature



2.4 Rainfall



2.5 Forecast information at District level

Division	District	Average Max Temp (°C)	Average Min Temp (°C)	Total Rainfall (mm)	Division	District	Average Max Temp (°C)	Average Min Temp (°C)	Total Rainfall (mm)	
Dhaka	Dhaka	35	25	39	Chittagong	Bandarban	33	23	27	
	Faridpur	35	25	25		Brahamanbaria	34	25	44	
	Gazipur	34	25	39		Chandpur	35	25	37	
	Gopalganj	35	25	30		Chittagong	33	25	28	
	Kishoreganj	34	25	39		Comilla	35	25	42	
	Madaripur	35	25	39		Cox's Bazar	32	25	26	
	Manikganj	35	24	28		Feni	34	24	35	
	Munshiganj	35	25	42		Khagrachhari	35	25	45	
	Narayanganj	35	25	43		Lakshmipur	34	25	29	
	Narsingdi	34	25	39		Noakhali	32	25	15	
	Rajbari	36	25	24		Rangamati	34	23	43	
	Shariatpur	35	25	38		Khulna	Bagerhat	34	25	26
Rajshahi	Bogra	36	25	31	Chuadanga		37	25	27	
	Joypurhat	37	25	31	Jessore		36	25	26	
	Naogaon	37	24	25	Jhenaidah		37	25	26	
	Natore	37	24	30	Khulna		32	23	23	
	Nawabganj	37	24	23	Kushtia		36	25	29	
	Pabna	36	24	30	Magura		36	25	23	
	Rajshahi	37	24	26	Meherpur		37	25	26	
	Sirajganj	35	24	29	Narail		36	25	21	
Rangpur	Dinajpur	37	25	31	Satkhira		33	24	21	
	Gaibandha	36	25	29	Barisal		Barguna	28	21	41
	Kurigram	35	25	35			Barisal	34	25	35
	Lalmonirhat	36	25	32		Bhola	30	24	29	
	Nilphamari	37	26	36		Jhalokati	34	25	36	
	Panchagarh	34	24	37		Patuakhali	30	23	37	
	Rangpur	36	25	26		Pirojpur	35	25	34	
Thakurgaon	37	26	36	Sylhet		Habiganj	35	25	58	
Mymen-singh	Jamalpur	36	25		30	Maulvibazar	34	24	57	
	Mymen-singh	35	25		32	Sunamganj	34	24	49	
	Netrakona	34	24		33	Sylhet	33	23	54	
	Sherpur	35	24	34						

2.6 Guidance

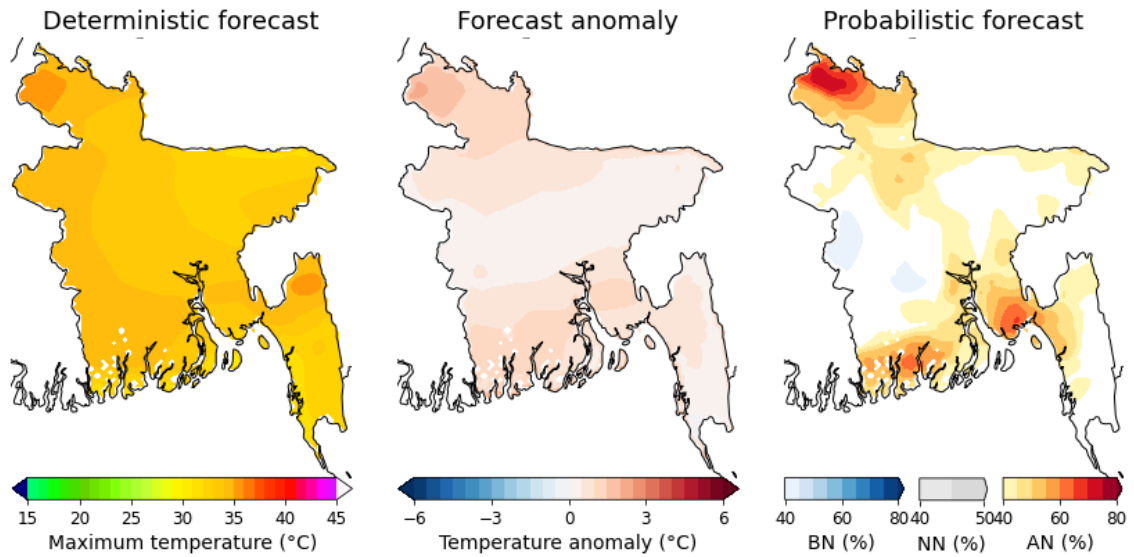
- Add here the text for guidance.

3. Weather Outlook for week 3+4 (Period: 02.05.2023 to 15.05.2023)

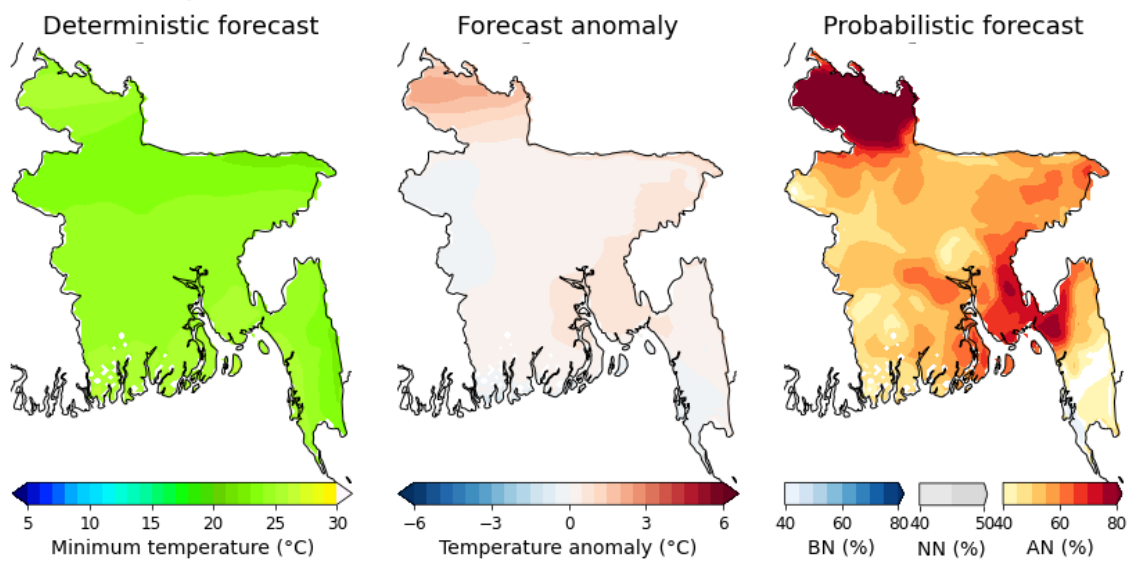
3.1 Significant Information

- Add here the text for significant information.

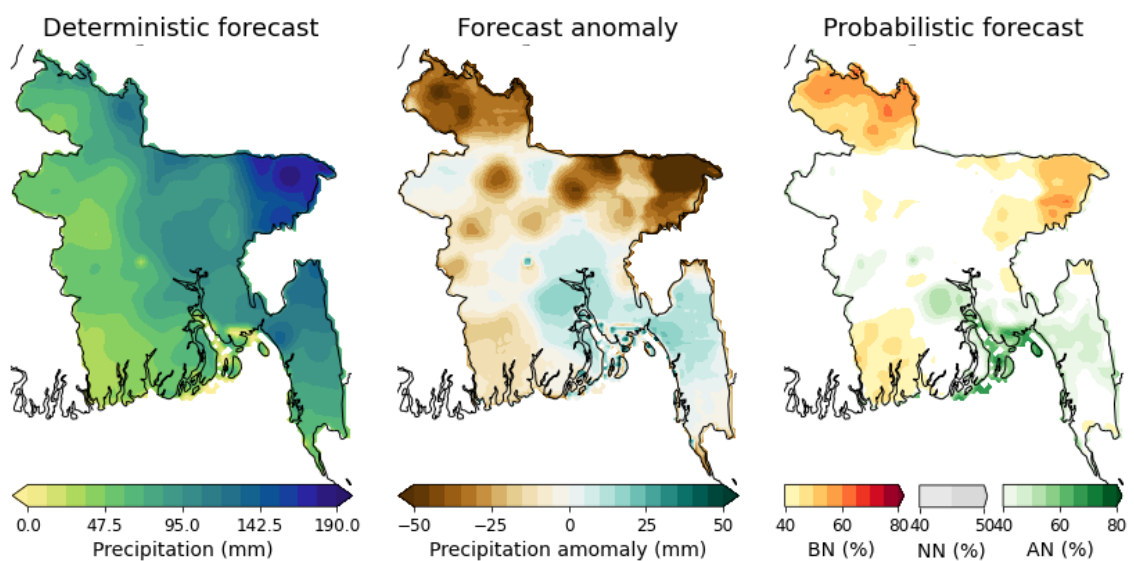
3.2 Maximum Temperature



3.3 Minimum Temperature



3.4 Rainfall



3.5 Forecast information at District level

Division	District	Average Max	Average Min	Total	Division	District	Average Max	Average Min	Total
----------	----------	-------------	-------------	-------	----------	----------	-------------	-------------	-------

Jointly prepared by BMD, DAE, Weather Impact-Netherlands, Wageningen Environmental Research and Digital Innovation for Impact (Dii-Dhaka) under BWCSR (Component-C), supported by World Bank

		Temp (°C)	Temp (°C)	Rainfall (mm)			Temp (°C)	Temp (°C)	Rainfall (mm)
Dhaka	Dhaka	33	24	98	Chittagong	Bandarban	32	23	77
	Faridpur	34	24	63		Brahamanbaria	33	24	95
	Gazipur	33	24	101		Chandpur	34	25	92
	Gopalganj	34	25	71		Chittagong	32	25	94
	Kishoreganj	33	24	93		Comilla	33	25	93
	Madaripur	34	25	81		Cox's Bazar	32	25	62
	Manikganj	33	24	81		Feni	33	24	101
	Munshiganj	33	25	94		Khagrachhari	35	25	116
	Narayanganj	33	25	104		Lakshmipur	34	25	72
	Narsingdi	33	24	96		Noakhali	32	24	
	Rajbari	34	24	57		Rangamati	33	23	106
	Shariatpur	34	25	87	Khulna	Bagerhat	33	25	42
Rajshahi	Bogra	34	24	56		Chuadanga	34	24	50
	Joypurhat	34	24	70		Jessore	34	24	51
	Naogaon	34	24	57		Jhenaidah	34	24	56
	Natore	34	24	43		Khulna	32	23	38
	Nawabganj	34	23	52		Kushtia	34	24	46
	Pabna	34	24	50		Magura	34	24	57
	Rajshahi	34	24	50		Meherpur	34	24	48
	Sirajganj	33	24	71		Narail	34	25	55
Rangpur	Dinajpur	34	24	57		Satkhira	32	24	32
	Gaibandha	34	24	85		Barisal	Barguna	28	21
	Kurigram	33	24	109	Barisal		33	24	61
	Lalmonirhat	33	24	92	Bhola		29	23	59
	Nilphamari	35	25	71	Jhalokati		34	25	56
	Panchagarh	33	23	76	Patuakhali		30	23	55
	Rangpur	34	24	79	Pirojpur		34	25	52
	Thakurgaon	35	25	64	Sylhet		Habiganj	33	24
Mymen-singh	Jalalpur	33	24	90			Maulvibazar	32	24
	Mymen-singh	33	24	96		Sunamganj	32	23	144
	Netrakona	33	24	95		Sylhet	32	23	167
	Sherpur	32	23	110					

3.6 Guidance

- Add here the text for guidance.

Forecast legend

Rainfall category	Amounts of rainfall
<ul style="list-style-type: none"> • Light rain • Moderate rain • Moderately Heavy • Heavy rain • Very heavy rain 	1-10 mm/day 11-22 mm/day 23-43 mm/day Heavy rain: 44-88 mm/day Very heavy rain: ≥ 89 mm/day
<ul style="list-style-type: none"> • AN (%) • NN (%) • BN (%) 	Above normal (likelihood in percent) Near normal (likelihood in percent) Below normal (likelihood in percent)