



Weather Impact

WAGENINGEN
UNIVERSITY & RESEARCH



Issue Date: 09 May 2023

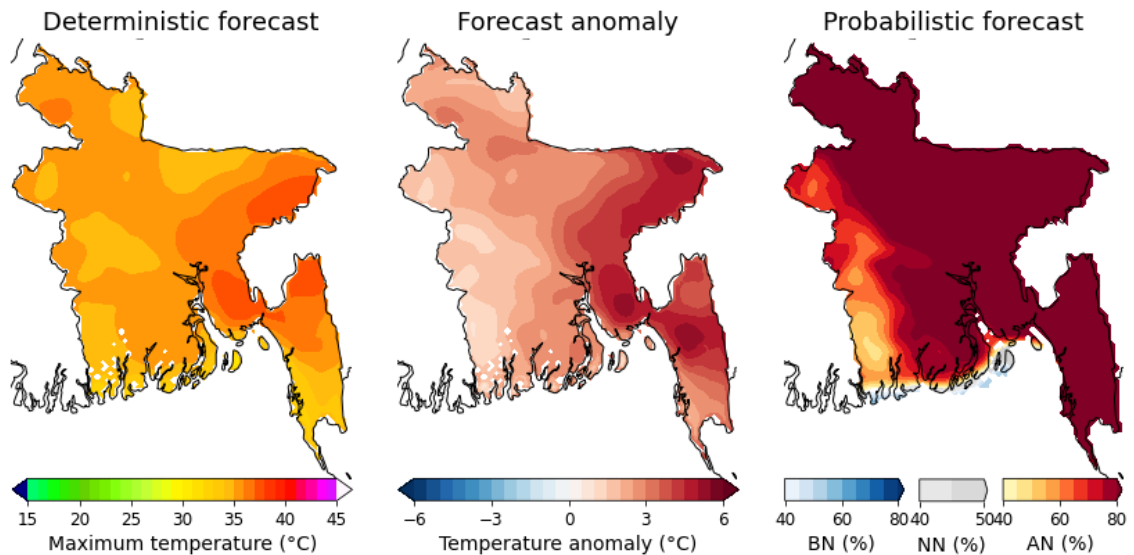
Subject: Experimental Sub-seasonal forecast for Bangladesh during 09.05.2023 to 05.06.2023

1. Weather Forecast for week 1 (Period: 09.05.2023 to 15.05.2023)

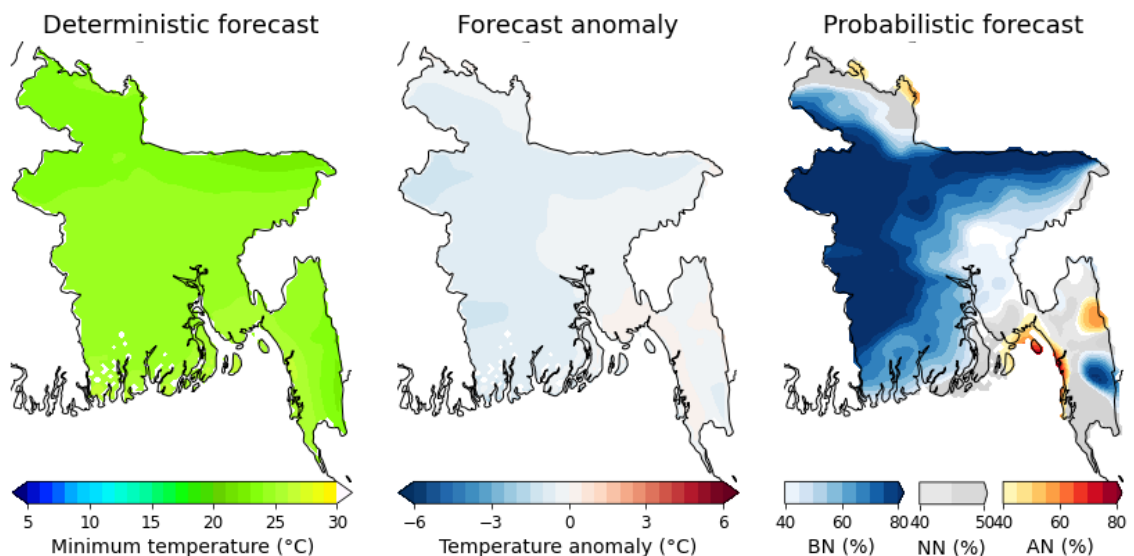
1.1 Significant Information

- Add here the text for significant information.

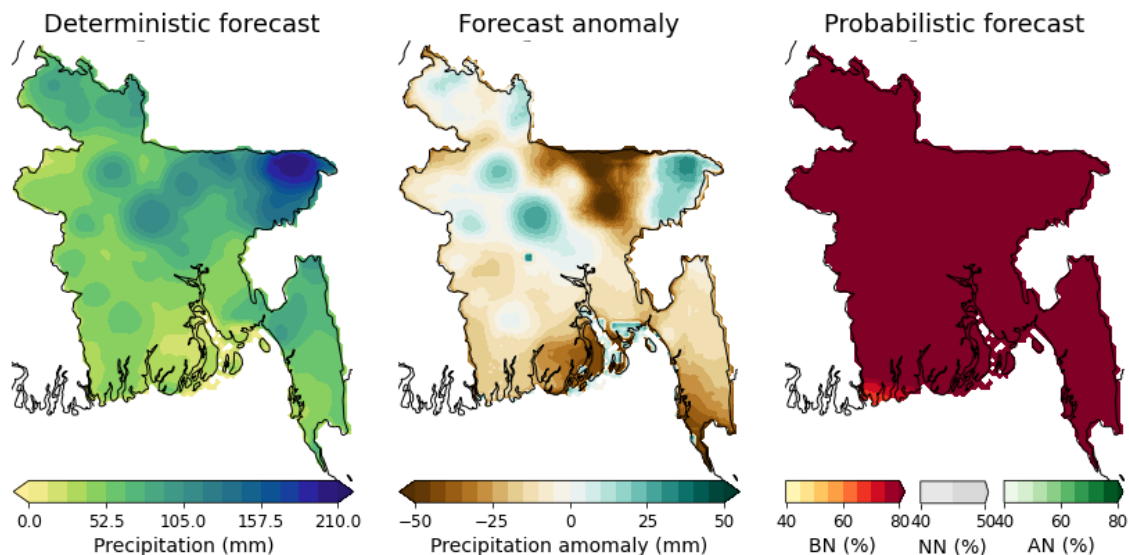
1.2 Maximum Temperature



1.3 Minimum Temperature



1.4 Rainfall



1.5 Forecast information at District level

Division	District	Maximum Temperature (°C)			Minimum Temperature (°C)			Rainfall (mm)		
		Deter-ministic	Anomaly	Probabilistic (BN/NN/AN)	Deter-ministic	Anomaly	Probabilistic (BN/NN/AN)	Deter-ministic	Anomaly	Probabilistic (BN/NN/AN)
Dhaka	Dhaka	36	3	3/7/90	25	0	56/32/12	76	5	100/0/0
	Faridpur	35	2	3/16/81	24	-1	74/26/0	52	-6	100/0/0
	Gazipur	36	4	3/3/94	25	0	52/27/21	78	-4	100/0/0
	Gopalganj	35	2	2/13/85	24	-1	73/27/0	42	-10	100/0/0
	Kishoreganj	36	4	0/4/96	24	0	54/34/13	80	-45	100/0/0
	Madaripur	36	3	1/11/88	24	-1	66/34/1	48	-8	100/0/0
	Manikganj	35	2	5/11/84	24	-1	65/32/3	71	4	100/0/0
	Munshiganj	36	3	0/10/90	25	0	51/38/11	61	-1	100/0/0
	Narayanganj	36	4	0/7/93	25	0	44/34/22	69	1	100/0/0
	Narsingdi	36	4	0/5/95	25	0	38/35/26	69	-11	100/0/0
	Rajbari	35	2	6/19/75	24	-1	80/20/0	45	-8	100/0/0
Shariatpur	36	3	0/11/89	24	-1	58/36/6	47	-7	100/0/0	
Rajshahi	Bogra	35	3	0/7/92	24	-1	84/14/2	81	12	100/0/0
	Joypurhat	35	3	1/3/96	24	-1	85/12/3	52	-7	100/0/0
	Naogaon	35	2	2/17/81	24	-1	85/12/3	39	-11	100/0/0
	Natore	35	2	2/18/79	24	-1	89/11/0	58	3	100/0/0
	Nawabganj	35	2	2/29/69	23	-1	84/14/2	36	-12	100/0/0
	Pabna	35	2	5/17/78	24	-1	81/19/0	54	0	100/0/0
	Rajshahi	35	2	3/27/70	24	-1	87/13/0	46	-2	100/0/0
	Sirajganj	35	3	3/9/89	24	-1	79/20/1	78	9	100/0/0
Rangpur	Dinajpur	36	3	0/1/99	23	-1	69/20/12	70	-4	100/0/0
	Gaibandha	35	3	0/1/99	24	-1	58/39/3	63	-2	100/0/0
	Kurigram	34	2	0/0/100	23	0	20/56/24	87	7	100/0/0
	Lalmonirhat	34	2	0/0/100	23	0	25/51/24	76	-8	100/0/0
	Nilphamari	36	2	0/0/100	24	0	36/44/20	80	0	100/0/0
	Panchagarh	34	2	0/1/99	22	0	17/65/17	75	-3	100/0/0
	Rangpur	35	3	0/0/100	24	-1	52/38/11	74	-6	100/0/0
	Thakurgaon	35	2	0/0/100	23	-1	53/31/15	68	-4	100/0/0
Mymen-singh	Jamalpur	35	3	0/4/96	24	-1	73/25/2	58	-17	100/0/0
	Mymen-singh	35	3	0/4/95	24	-1	73/22/5	95	-23	100/0/0
	Netrakona	35	3	0/2/98	23	-1	76/22/1	105	-48	100/0/0
	Sherpur	34	3	0/3/97	23	-1	76/23/2	63	-35	100/0/0
Chitta-gong	Bandarban	34	3	0/16/83	23	0	39/57/5	52	-26	100/0/0
	Brahamanba-ria	37	4	0/5/95	24	0	42/35/23	61	-21	100/0/0
	Chandpur	37	4	0/4/96	25	0	46/35/19	43	-12	100/0/0
	Chittagong	35	4	0/14/86	25	0	26/40/34	63	-21	100/0/0
	Comilla	37	4	0/3/97	25	0	40/34/26	52	-10	100/0/0
	Cox's Bazar	33	3	1/12/87	25	0	4/76/19	44	-39	100/0/0
Feni	36	4	0/5/95	24	0	24/39/36	73	-23	100/0/0	

	Khagrachhari	37	4	0/11/89	25	0	35/42/23	79	-14	100/0/0
	Lakshmipur	36	4	0/11/88	25	0	32/41/27	38	-17	100/0/0
	Noakhali	34	4	5/17/78	24	0	20/46/35	41	-16	100/0/0
	Rangamati	36	4	0/14/86	24	0	31/38/30	68	-13	100/0/0
Khulna	Bagerhat	34	2	7/25/68	24	-1	62/38/0	43	-14	95/5/0
	Chuadanga	35	2	5/27/68	24	-1	83/17/0	57	-7	100/0/0
	Jessore	35	2	6/34/60	24	-1	88/12/0	51	-11	100/0/0
	Jhenaidah	35	2	6/30/64	24	-1	85/15/0	45	-15	100/0/0
	Khulna	32	2	8/34/58	23	-1	69/30/0	48	-10	97/3/0
	Kushtia	35	1	7/28/65	24	-1	84/16/0	47	-4	100/0/0
	Magura	35	2	4/19/77	24	-1	84/16/0	46	-14	100/0/0
	Meherpur	35	2	6/22/72	25	-1	78/22/0	45	-12	100/0/0
	Narail	35	2	2/23/75	24	-1	84/16/0	51	-8	100/0/0
	Satkhira	32	1	15/36/49	23	-1	72/27/0	38	-18	92/8/0
Barisal	Barguna	29	2	3/23/74	21	-1	51/49/1	32	-28	99/1/0
	Barisal	35	3	0/12/88	24	-1	59/38/3	29	-16	100/0/0
	Bhola	32	2	7/28/65	23	0	27/49/23	25	-41	100/0/0
	Jhalokati	35	3	0/18/82	24	-1	64/36/0	26	-23	100/0/0
	Patuakhali	31	3	6/25/69	23	-1	41/52/8	29	-36	100/0/0
	Pirojpur	35	3	0/20/80	24	-1	66/34/0	32	-20	100/0/0
Sylhet	Habiganj	37	5	0/4/96	24	0	51/36/14	117	-8	100/0/0
	Maulvibazar	36	4	0/3/97	24	0	40/37/22	138	9	100/0/0
	Sunamganj	35	4	0/2/98	23	-1	79/21/1	135	-27	100/0/0
	Sylhet	36	5	0/4/96	23	0	66/30/4	179	14	100/0/0

1.6 Guidance

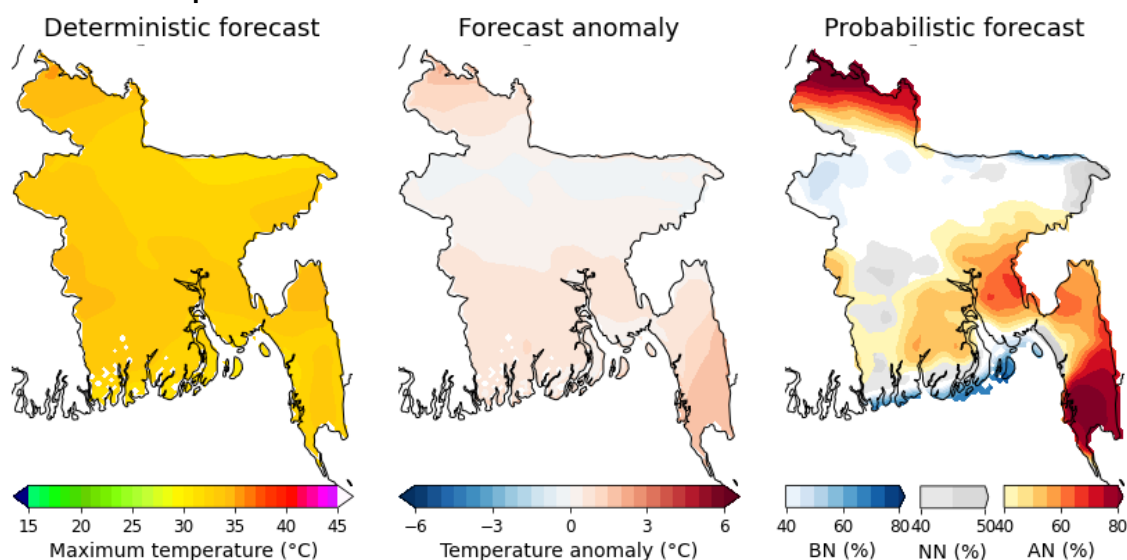
- Add here the text for guidance.

2. Weather Forecast for week 2 (Period: 16.05.2023 to 22.05.2023)

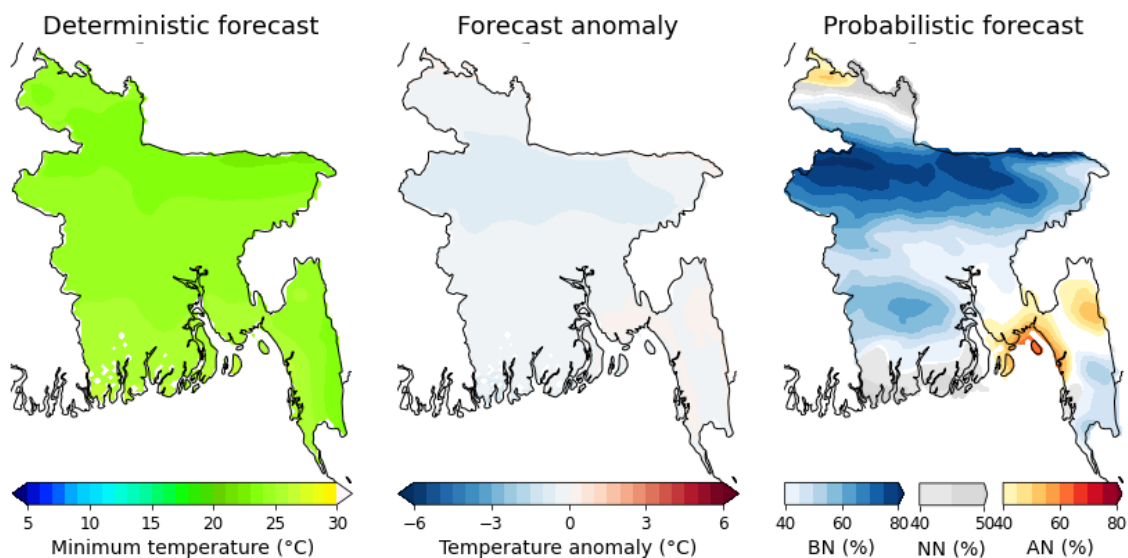
2.1 Significant Information

- Add here the text for significant information.

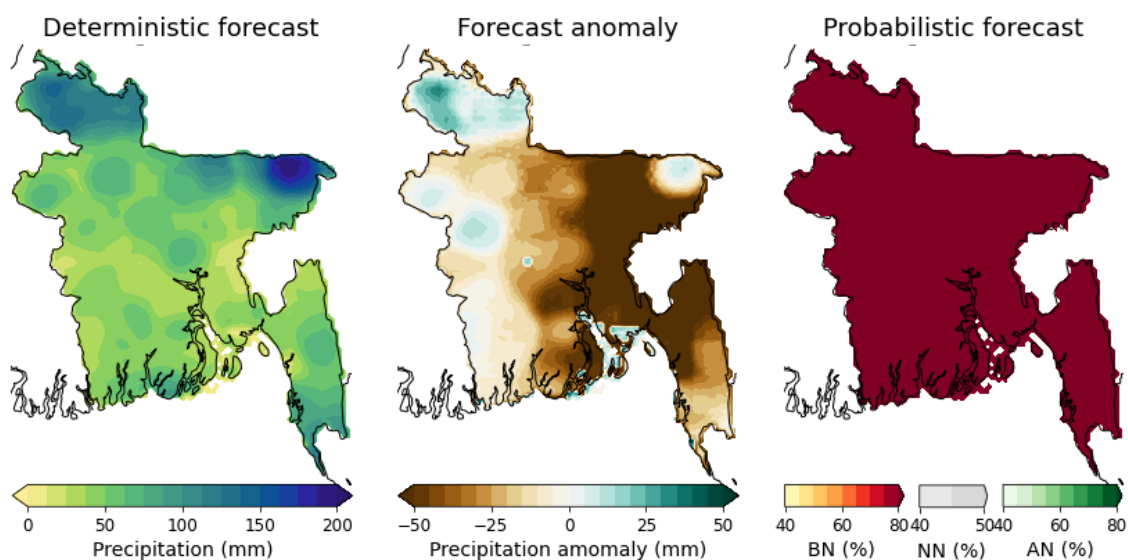
2.2 Maximum Temperature



2.3 Minimum Temperature



2.4 Rainfall



2.5 Forecast information at District level

Division	District	Maximum Temperature (°C)			Minimum Temperature (°C)			Rainfall (mm)		
		Deter-ministic	Anomaly	Probabilistic (BN/NN/AN)	Deter-ministic	Anomaly	Probabilistic (BN/NN/AN)	Deter-ministic	Anomaly	Probabilistic (BN/NN/AN)
Dhaka	Dhaka	33	1	24/31/45	25	0	44/31/25	60	-27	100/0/0
	Faridpur	33	1	21/40/39	25	0	47/34/19	30	-27	100/0/0
	Gazipur	33	0	32/24/43	24	0	49/34/17	52	-40	100/0/0
	Gopalganj	34	1	13/37/50	25	0	59/22/19	39	-35	100/0/0
	Kishoreganj	33	0	33/26/41	24	-1	61/24/15	41	-93	100/0/0
	Madaripur	33	1	16/34/50	25	0	51/28/22	30	-48	100/0/0
	Manikganj	33	0	27/37/36	25	0	43/35/22	45	-21	100/0/0
	Munshiganj	33	1	22/33/46	25	0	40/32/28	44	-41	100/0/0
	Narayanganj	33	1	22/24/54	25	0	42/32/26	53	-40	100/0/0
	Narsingdi	33	0	30/23/48	24	0	48/33/19	42	-61	100/0/0
	Rajbari	33	0	26/42/32	25	0	48/34/18	32	-14	100/0/0
Shariatpur	33	1	19/31/50	25	0	43/32/26	32	-50	100/0/0	
Rajshahi	Bogra	33	0	38/36/27	24	-1	76/12/12	66	-14	100/0/0
	Joypurhat	33	0	40/33/27	24	-1	78/10/11	51	-18	100/0/0
	Naogaon	33	0	43/32/25	24	-1	78/11/11	45	-11	100/0/0
	Natore	33	0	34/34/32	24	-1	66/22/12	48	3	100/0/0
	Nawabganj	33	0	40/35/26	24	-1	71/18/11	49	-3	100/0/0
	Pabna	33	0	30/36/33	24	0	51/34/15	42	-1	100/0/0

Rangpur	Rajshahi	33	0	40/30/30	24	-1	66/22/12	51	0	100/0/0
	Sirajganj	33	0	34/33/33	24	-1	63/23/14	50	-17	100/0/0
	Dinajpur	33	1	21/33/46	24	0	54/29/17	112	12	100/0/0
	Gaibandha	33	0	34/31/35	24	-1	62/22/16	65	-15	100/0/0
	Kurigram	32	1	15/19/66	23	0	22/46/32	107	2	100/0/0
	Lalmonirhat	33	1	8/16/75	24	0	15/50/35	104	-4	100/0/0
	Nilphamari	34	1	11/17/72	24	0	22/45/33	116	3	100/0/0
	Panchagarh	33	1	5/13/83	23	0	6/49/44	100	1	100/0/0
	Rangpur	33	1	25/23/51	24	0	49/30/21	107	5	100/0/0
Mymensingh	Thakurgaon	34	1	11/22/67	24	0	30/41/28	106	14	100/0/0
	Jamalpur	33	0	37/32/31	24	-1	72/17/11	50	-29	100/0/0
	Mymensingh	32	0	39/31/30	24	-1	71/18/10	68	-38	100/0/0
	Netrakona	32	0	37/38/25	23	-1	76/17/7	91	-59	100/0/0
Chittagong	Sherpur	32	0	37/29/35	23	-1	73/17/10	61	-32	100/0/0
	Bandarban	32	2	10/12/78	24	0	48/33/20	72	-21	100/0/0
	Brahmanbaria	33	0	27/20/54	24	0	47/31/22	24	-85	100/0/0
	Chandpur	33	1	18/23/59	25	0	39/28/33	33	-56	100/0/0
	Chittagong	32	1	14/39/48	25	0	34/23/43	40	-57	100/0/0
	Comilla	33	1	19/19/62	25	0	40/28/32	27	-66	100/0/0
	Cox's Bazar	32	2	5/20/75	25	0	40/37/23	82	-22	100/0/0
	Feni	32	0	18/30/52	24	0	35/21/44	46	-67	100/0/0
	Khagrachhari	34	1	15/27/59	25	0	35/24/41	37	-70	100/0/0
	Lakshmipur	33	0	28/27/45	25	0	38/26/37	35	-45	100/0/0
Khulna	Noakhali	31	0	35/27/38	24	0	35/21/44	32	-36	100/0/0
	Rangamati	33	1	13/26/61	24	0	33/30/37	53	-49	100/0/0
	Bagerhat	32	1	22/34/44	25	0	44/35/22	51	-14	100/0/0
	Chuadanga	34	1	19/35/46	25	0	48/34/17	26	-14	100/0/0
	Jessore	34	1	19/42/39	25	0	56/26/17	43	-4	100/0/0
	Jhenaidah	34	1	20/42/39	25	0	51/33/16	39	-8	100/0/0
	Khulna	31	1	20/41/39	23	0	44/34/21	47	-8	100/0/0
	Kushtia	34	0	29/38/33	25	0	56/30/14	39	1	100/0/0
	Magura	34	1	19/45/37	25	0	51/31/18	40	-11	100/0/0
	Meherpur	34	1	20/34/46	25	0	50/33/17	25	-11	100/0/0
Barisal	Narail	34	1	18/40/42	25	0	60/22/18	47	-12	100/0/0
	Satkhira	31	1	20/41/39	24	0	41/38/21	35	-4	100/0/0
	Barguna	27	1	25/40/36	21	0	35/42/22	61	-30	100/0/0
	Barisal	32	1	17/32/51	24	0	49/31/21	43	-31	100/0/0
	Bhola	30	0	38/34/28	23	0	36/36/29	32	-53	100/0/0
	Jhalokati	33	1	15/33/52	25	0	46/34/21	45	-31	100/0/0
	Patuakhali	29	1	31/34/35	23	0	36/41/23	51	-41	100/0/0
	Pirojpur	33	1	14/34/52	25	0	47/33/20	45	-28	100/0/0
Sylhet	Habiganj	33	0	29/28/43	24	-1	61/24/14	56	-85	100/0/0
	Maulvibazar	32	0	24/40/37	23	0	53/32/15	80	-61	100/0/0
	Sunamganj	32	0	38/32/30	23	0	67/26/7	106	-55	100/0/0
	Sylhet	32	0	30/42/28	23	0	54/31/15	160	-11	100/0/0

2.6 Guidance

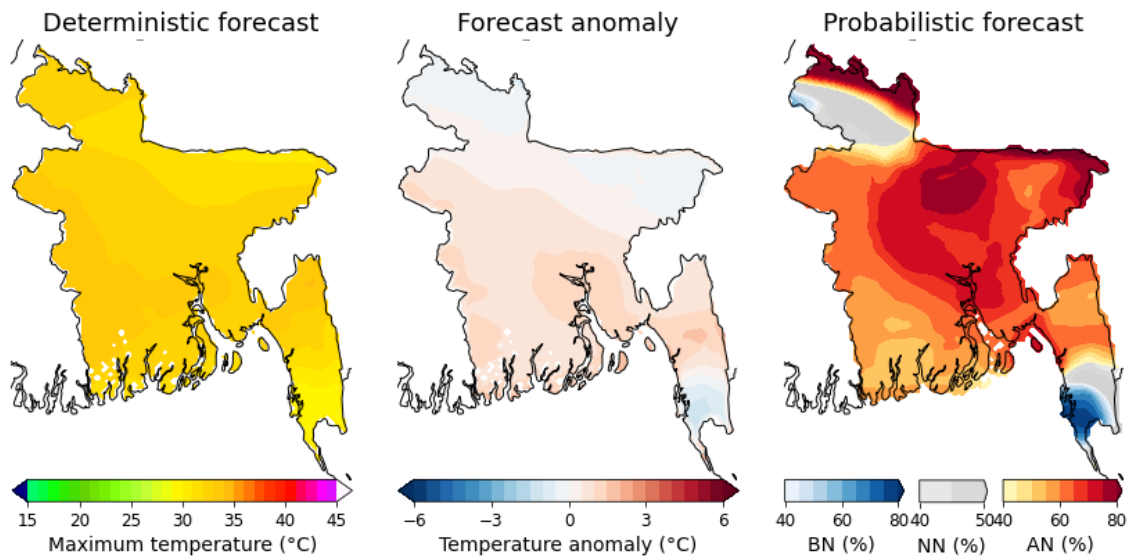
- Add here the text for guidance.

3. Weather Outlook for week 3+4 (Period: 23.05.2023 to 05.06.2023)

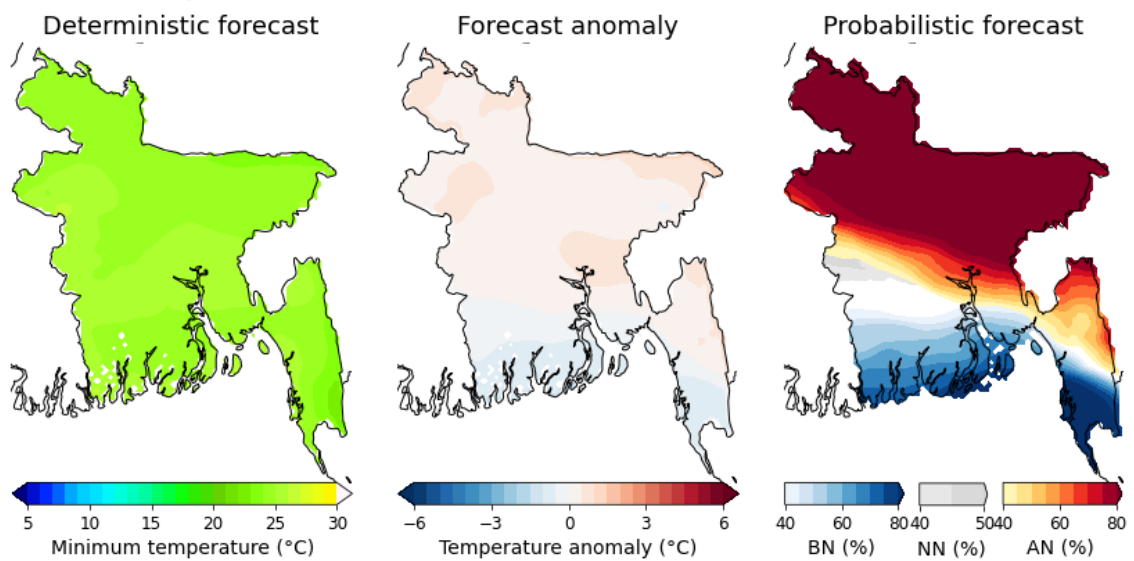
3.2 Significant Information

- Add here the text for significant information.

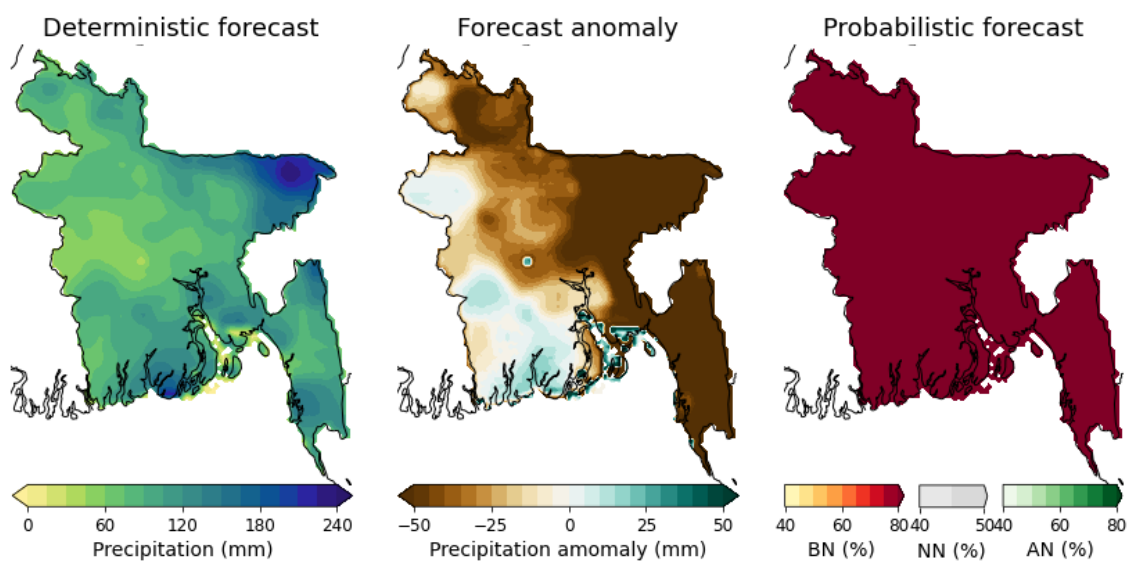
3.2 Maximum Temperature



3.3 Minimum Temperature



3.4 Rainfall



3.5 Forecast information at District level

Division	District	Maximum Temperature (°C)	Minimum Temperature (°C)	Rainfall (mm)
----------	----------	--------------------------	--------------------------	---------------

Jointly prepared by BMD, DAE, Weather Impact-Netherlands, Wageningen Environmental Research and Digital Innovation for Impact (Dii-Dhaka) under BWCSR (Component-C), supported by World Bank

		Deter- ministic	Anomaly	Probabilistic (BN/NN/AN)	Deter- ministic	Anomaly	Probabilistic (BN/NN/AN)	Deter- ministic	Anomaly	Probabilistic (BN/NN/AN)
Dhaka	Dhaka	33	1	7/22/70	25	0	7/20/73	73	-45	100/0/0
	Faridpur	33	1	10/21/69	25	0	16/35/48	62	-30	100/0/0
	Gazipur	33	1	7/22/71	25	0	7/10/83	75	-52	100/0/0
	Gopalganj	33	1	15/23/62	25	0	32/37/31	98	-5	100/0/0
	Kishoreganj	32	0	8/22/70	25	0	2/10/88	88	-99	100/0/0
	Madaripur	33	1	10/23/67	25	0	26/31/43	87	-19	100/0/0
	Manikganj	33	1	8/21/71	25	0	8/23/69	64	-37	100/0/0
	Munshiganj	33	1	8/20/71	25	0	11/23/65	87	-33	100/0/0
	Narayanganj	33	1	8/24/68	25	1	5/18/77	79	-48	100/0/0
	Narsingdi	32	1	7/23/70	25	1	4/12/84	83	-66	100/0/0
Rajshahi	33	1	9/20/71	25	0	12/35/53	50	-30	100/0/0	
Shariatpur	33	1	8/21/71	25	0	25/25/50	102	-16	100/0/0	
Rajshahi	Bogra	32	0	9/27/64	25	0	1/6/93	80	-30	100/0/0
	Joypurhat	32	0	12/36/51	25	0	0/5/95	77	-27	100/0/0
	Naogaon	33	1	10/29/61	25	0	0/8/92	71	-9	100/0/0
	Natore	33	1	8/28/64	25	0	4/13/83	63	-21	100/0/0
	Nawabganj	33	1	11/26/63	24	0	2/21/77	73	0	100/0/0
	Pabna	33	1	9/21/69	25	0	7/21/72	53	-31	100/0/0
	Rajshahi	33	1	8/30/63	25	0	2/20/77	72	0	100/0/0
Sirajganj	33	1	7/22/72	25	0	5/8/87	69	-28	100/0/0	
Rangpur	Dinajpur	32	0	22/51/27	24	0	0/0/100	73	-40	100/0/0
	Gaibandha	32	0	13/49/38	24	0	0/4/96	84	-42	100/0/0
	Kurigram	31	0	2/25/73	24	0	0/5/95	102	-46	100/0/0
	Lalmonirhat	32	0	1/23/76	24	1	0/6/94	100	-43	100/0/0
	Nilphamari	33	0	3/38/58	24	0	0/4/96	79	-53	100/0/0
	Panchagarh	31	0	1/22/77	23	1	0/13/87	79	-31	100/0/0
	Rangpur	32	0	13/54/33	24	0	0/0/100	90	-49	100/0/0
Thakurgaon	32	0	23/43/34	24	1	0/1/99	91	-16	100/0/0	
Mymen- singh	Jamalpur	32	0	9/25/66	25	0	1/6/93	81	-40	100/0/0
	Mymen- singh	32	0	6/18/76	25	0	2/7/91	102	-50	100/0/0
	Netrakona	31	0	8/20/72	24	0	1/7/92	108	-89	100/0/0
	Sherpur	31	0	9/20/71	24	0	0/5/94	102	-43	100/0/0
Chitta- gong	Bandarban	30	0	41/44/15	23	0	68/13/19	115	-88	100/0/0
	Brahamanba ria	32	1	9/23/68	25	0	3/13/85	91	-84	100/0/0
	Chandpur	33	1	8/21/72	25	0	23/20/57	124	-21	100/0/0
	Chittagong	32	1	14/32/55	25	0	51/16/33	94	-105	100/0/0
	Comilla	33	1	8/24/69	25	0	15/18/67	99	-65	100/0/0
	Cox's Bazar	30	0	65/24/12	25	-1	81/0/19	119	-71	100/0/0
	Feni	32	1	10/25/64	24	0	38/17/45	117	-67	100/0/0
	Khagrachha ri	33	1	13/28/59	25	0	19/21/60	105	-91	100/0/0
	Lakshmipur	33	1	8/25/68	25	0	50/20/30	103	-35	100/0/0
Noakhali	31	1	9/27/65	24	0	56/16/28	92	-40	100/0/0	
Rangamati	32	1	14/29/57	24	0	18/27/55	105	-109	100/0/0	
Khulna	Bagerhat	32	1	25/22/54	24	-1	60/21/20	106	6	100/0/0
	Chuadanga	34	1	13/27/60	25	0	19/45/36	54	-17	100/0/0
	Jessore	33	1	21/20/58	25	0	37/35/28	93	6	100/0/0
	Jhenaidah	33	1	16/23/61	25	0	23/41/36	74	0	100/0/0
	Khulna	30	1	22/24/54	23	0	57/23/20	90	0	100/0/0
	Kushtia	33	1	12/26/62	25	0	8/40/52	54	-19	100/0/0
	Magura	33	1	16/22/62	25	0	24/40/36	77	-3	100/0/0
	Meherpur	34	1	11/29/60	25	0	12/47/41	49	-19	100/0/0
	Narail	33	1	18/22/60	25	0	34/37/29	93	4	100/0/0
Satkhira	31	1	19/25/56	24	0	59/21/20	76	-9	100/0/0	
Barisal	Barguna	27	1	27/18/55	21	-1	68/13/19	149	12	100/0/0
	Barisal	32	1	12/24/63	24	0	48/25/27	100	-3	100/0/0
	Bhola	29	1	14/28/57	23	-1	69/11/20	96	-40	100/0/0
	Jhalokati	33	1	19/21/59	25	0	55/22/22	114	7	100/0/0
	Patuakhali	29	1	21/22/56	22	-1	69/12/19	134	-5	100/0/0
Pirojpur	33	1	22/23/55	25	0	55/24/21	116	11	100/0/0	
Sylhet	Habiganj	32	0	10/26/64	25	0	3/11/86	131	-82	100/0/0
	Maulvibazar	31	0	11/19/70	24	0	3/12/85	158	-72	100/0/0
	Sunamganj	31	0	9/23/68	24	1	1/9/90	160	-93	100/0/0

	Sylhet	31	0	8/17/75	24	1	2/11/88	204	-68	100/0/0
--	--------	----	---	---------	----	---	---------	-----	-----	---------

3.6 Guidance

- Add here the text for guidance.

Forecast legend

Rainfall category	Amounts of rainfall
<ul style="list-style-type: none"> • Light rain • Moderate rain • Moderately Heavy • Heavy rain • Very heavy rain 	2-20 mm/day 22-22 mm/day 23-43 mm/day Heavy rain: 44-88 mm/day Very heavy rain: ≥ 89 mm/day
Probabilistic values <ul style="list-style-type: none"> • AN (%) • NN (%) • BN (%) 	This value represents the chance that the forecast will with respect to the climatology, divided into three categories: Above normal (likelihood in percent) Near normal (likelihood in percent) Below normal (likelihood in percent)
<ul style="list-style-type: none"> • Anomaly 	The difference between the deterministic value and the climatology (Climatology = Deterministic - Anomaly)