



Weather Impact

WAGENINGEN
UNIVERSITY & RESEARCH



Issue Date: 12 May 2023

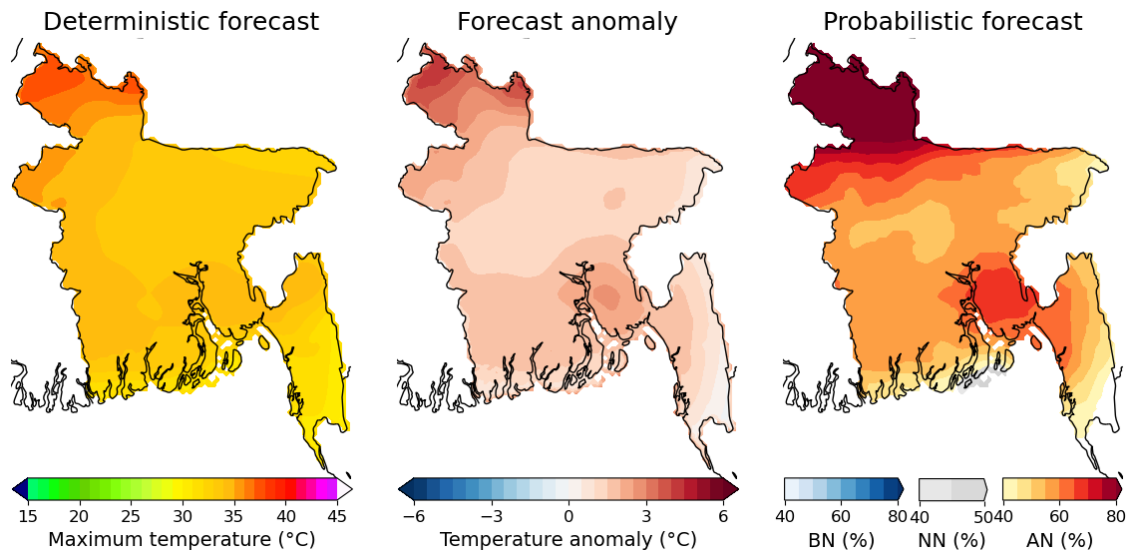
Subject: Experimental Sub-seasonal forecast for Bangladesh during 12.05.2023 to 08.06.2023

1. Weather Forecast for week 1 (Period: 12.05.2023 to 18.05.2023)

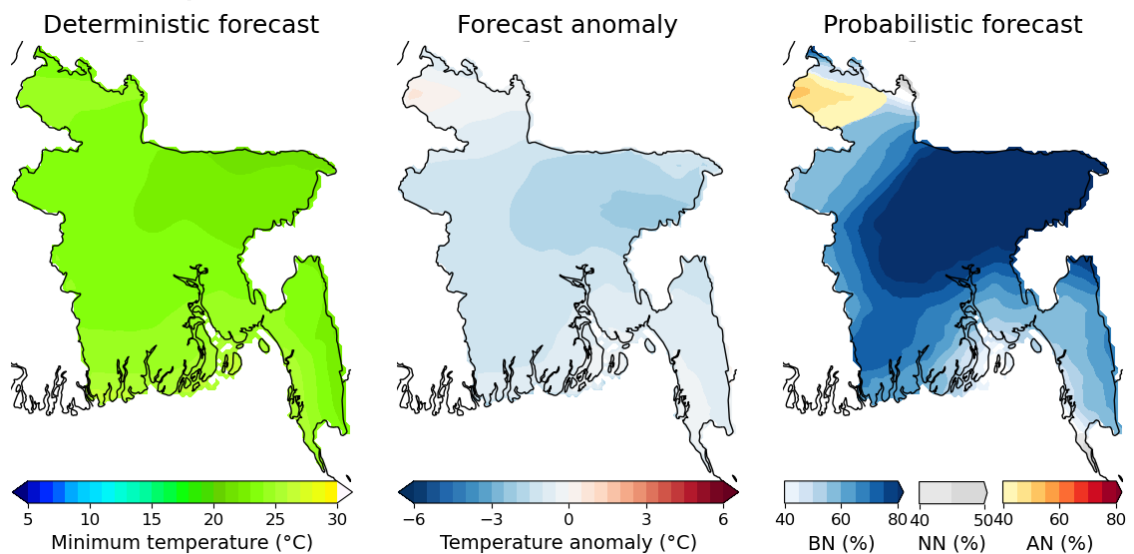
1.1 Significant Information

- Add here the text for significant information.

1.2 Maximum Temperature

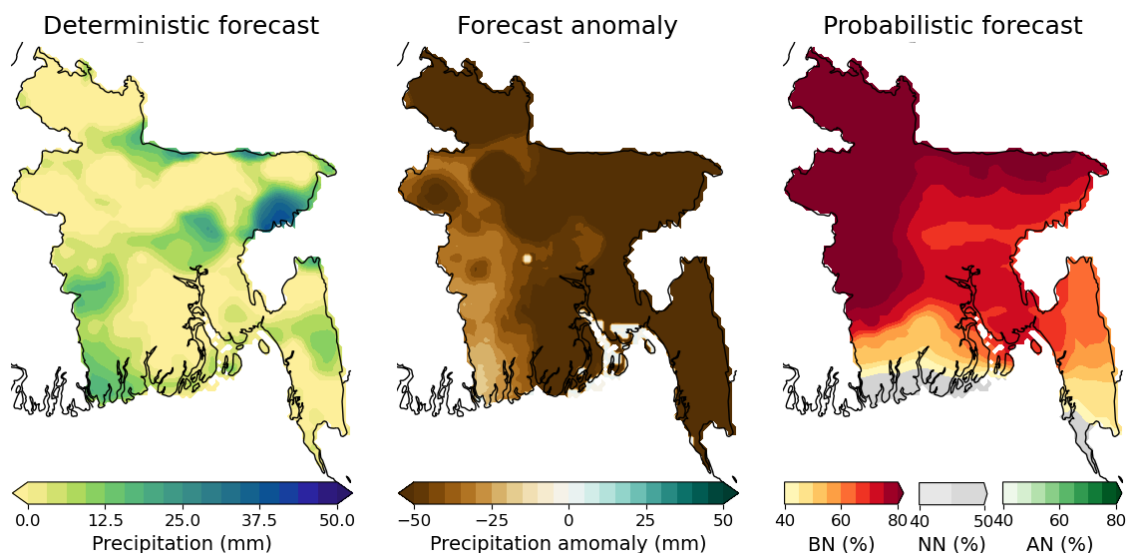


1.3 Minimum Temperature



1.4 Rainfall

Jointly prepared by BMD, DAE, Weather Impact-Netherlands, Wageningen Environmental Research and Digital Innovation for Impact (Dii-Dhaka) under BWCSR (Component-C), supported by World Bank



1.5 Forecast information at District level

Division	District	Maximum Temperature (°C)			Minimum Temperature (°C)			Rainfall (mm)		
		Deter- ministic	Anomaly	Probabilistic (BN/NN/AN)	Deter- ministic	Anomaly	Probabilistic (BN/NN/AN)	Deter- ministic	Anomaly	Probabilistic (BN/NN/AN)
Dhaka	Dhaka	34	1	20/25/55	23	-2	84/16/0	7	-48	71/29/0
	Faridpur	34	1	16/27/57	24	-1	81/18/0	0	-45	77/23/0
	Gazipur	33	1	22/23/55	23	-2	87/13/0	13	-47	70/30/0
	Gopalganj	34	2	15/27/58	24	-1	73/27/0	0	-52	68/32/0
	Kishoreganj	34	1	18/26/56	23	-2	89/11/0	5	-90	72/28/0
	Madaripur	34	2	15/26/59	24	-1	73/26/1	0	-55	71/29/0
	Manikganj	34	1	22/25/53	23	-2	84/16/0	6	-46	72/28/0
	Munshiganj	34	2	17/24/59	24	-1	78/20/1	3	-51	73/27/0
	Narayanganj	34	2	18/24/59	23	-1	80/18/1	10	-45	72/28/0
	Narsingdi	33	1	20/24/56	23	-2	84/15/0	17	-49	70/30/0
	Rajbari	34	1	17/28/55	24	-1	83/17/1	4	-37	81/19/0
Shariatpur	34	2	15/24/62	24	-1	71/26/3	0	-63	74/26/0	
Rajshahi	Bogra	34	2	10/24/67	23	-1	69/19/12	0	-79	89/11/0
	Joypurhat	35	2	6/19/74	24	-1	60/18/22	0	-47	96/4/0
	Naogaon	35	2	6/25/69	24	-1	59/22/19	0	-39	98/2/0
	Natore	34	2	14/27/59	24	-1	72/21/7	0	-41	92/8/0
	Nawabganj	35	2	4/28/69	24	-1	55/26/19	0	-41	99/1/0
	Pabna	34	1	18/27/55	24	-1	81/17/2	2	-39	83/17/0
	Rajshahi	35	2	9/29/62	24	-1	61/26/13	0	-47	98/2/0
	Sirajganj	34	1	16/26/58	23	-2	83/13/4	0	-60	81/19/0
Rangpur	Dinajpur	36	3	2/8/89	24	0	52/7/41	0	-86	97/3/0
	Gaibandha	34	2	4/15/81	23	-1	64/14/22	7	-53	93/7/0
	Kurigram	36	3	1/9/89	24	0	46/24/30	2	-91	97/3/0
	Lalmonirhat	36	3	1/8/91	24	0	46/21/33	0	-91	96/4/0
	Nilphamari	37	3	1/7/92	24	0	46/14/40	0	-94	95/5/0
	Panchagarh	37	4	0/9/91	24	0	50/24/26	0	-120	97/3/0
	Rangpur	35	2	2/9/89	24	0	54/8/38	0	-86	97/3/0
Thakurgaon	37	4	0/5/95	25	0	44/8/48	0	-78	97/3/0	
Mymen- singh	Jamalpur	34	1	10/22/68	23	-1	79/12/9	6	-51	82/18/0
	Mymen- singh	33	1	14/27/59	23	-2	87/10/3	3	-102	76/24/0
	Netrakona	33	1	12/29/59	22	-2	86/10/4	0	-126	79/21/0
	Sherpur	34	1	9/24/68	23	-1	81/11/8	11	-56	79/21/0
Chitta- gong	Bandarban	31	1	26/31/42	23	-1	58/27/15	0	-76	48/52/0
	Brahamanba ria	33	1	21/23/56	23	-2	83/16/1	7	-75	70/30/0
	Chandpur	34	2	13/20/67	24	-1	66/25/9	0	-76	73/27/0
	Chittagong	33	2	18/22/60	25	-1	55/26/20	2	-79	62/38/0
	Comilla	34	2	16/19/65	24	-1	70/21/9	0	-71	72/28/0
	Cox's Bazar	31	1	25/31/44	25	0	42/34/24	0	-73	40/60/0
	Feni	34	2	17/17/66	24	-1	59/23/17	0	-80	71/29/0
Khagrachha ri	34	1	22/20/59	24	-1	62/23/15	2	-72	64/36/0	

Khulna	Lakshmipur	34	2	13/21/66	24	-1	55/28/17	0	-59	70/30/0
	Noakhali	33	2	15/23/62	25	-1	52/27/21	3	-43	69/31/0
	Rangamati	32	1	24/25/52	23	-1	64/24/12	6	-64	60/40/0
	Bagerhat	33	2	17/29/54	25	-1	67/32/1	5	-39	47/53/0
	Chuadanga	35	2	14/29/56	24	-1	67/30/3	5	-34	92/8/0
	Jessore	35	2	15/27/58	24	-1	69/30/1	12	-29	82/18/0
	Jhenaidah	34	1	15/27/58	24	-1	71/26/3	9	-36	89/11/0
	Khulna	34	2	16/28/56	24	-1	71/29/1	8	-32	54/45/0
	Kushtia	34	1	17/28/55	24	-1	73/24/3	3	-33	88/12/0
	Magura	34	2	15/27/58	24	-1	79/19/2	11	-34	83/17/0
	Meherpur	35	2	14/29/58	24	-1	65/30/6	3	-34	94/6/0
Barisal	Narail	34	2	15/26/59	24	-1	75/25/1	4	-41	76/24/0
	Satkhira	34	1	19/25/55	25	-1	69/29/1	11	-24	53/45/1
	Barguna	33	1	17/32/51	25	-1	58/37/5	2	-59	41/59/0
	Barisal	34	2	15/26/59	24	-1	63/36/2	0	-66	62/38/0
	Bhola	33	1	14/36/50	25	0	46/35/20	3	-55	56/44/0
	Jhalokati	34	2	15/29/56	24	-1	65/35/0	0	-65	54/46/0
	Patuakhali	33	1	17/35/48	25	-1	52/37/11	2	-60	47/53/0
Sylhet	Pirojpur	34	2	15/29/56	24	-1	67/33/0	0	-56	49/51/0
	Habiganj	34	1	21/26/53	23	-2	90/10/0	20	-98	72/28/0
	Maulvibazar	34	1	23/27/50	23	-2	92/8/0	25	-96	70/30/0
	Sunamganj	33	1	13/31/57	22	-2	87/9/5	6	-122	82/18/0
Sylhet	33	1	18/33/49	22	-1	92/6/2	3	-141	78/22/0	

1.6 Guidance

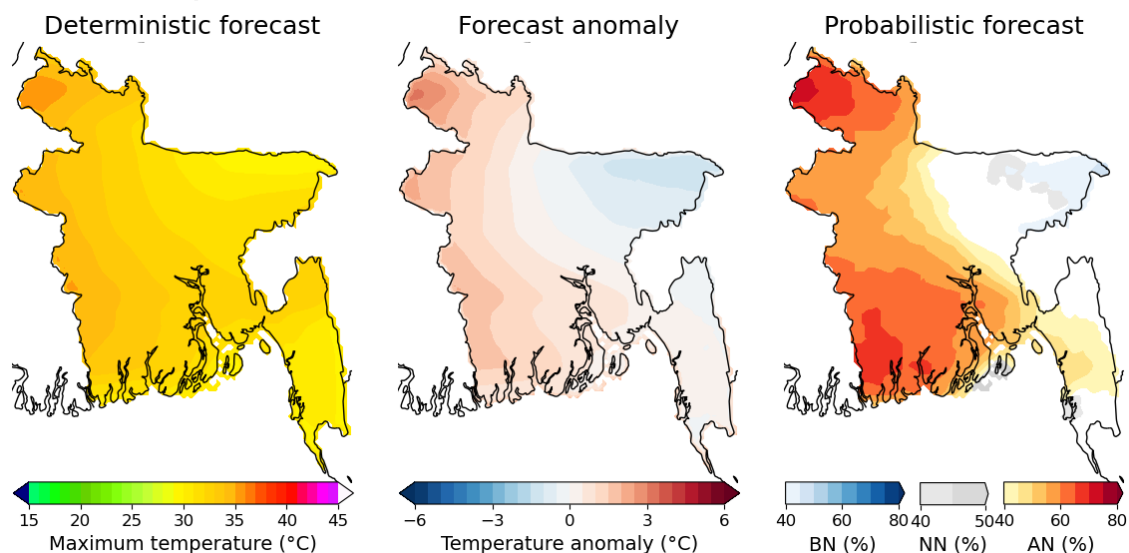
- Add here the text for guidance.

2. Weather Forecast for week 2 (Period: 19.05.2023 to 25.05.2023)

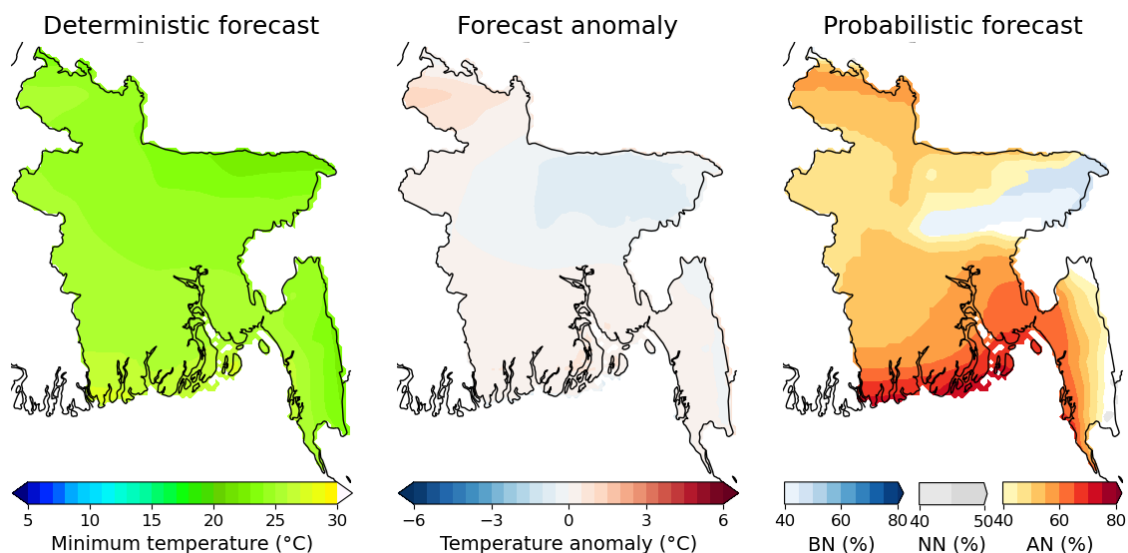
2.1 Significant Information

- Add here the text for significant information.

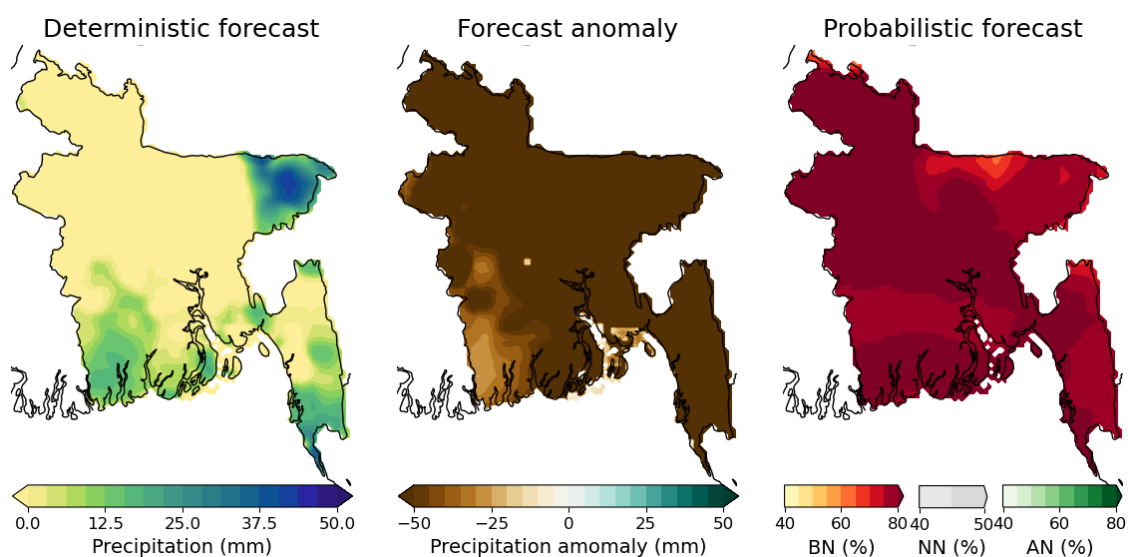
2.2 Maximum Temperature



2.3 Minimum Temperature



2.4 Rainfall



2.5 Forecast information at District level

Division	District	Maximum Temperature (°C)			Minimum Temperature (°C)			Rainfall (mm)		
		Deter-ministic	Anomaly	Probabilistic (BN/NN/AN)	Deter-ministic	Anomaly	Probabilistic (BN/NN/AN)	Deter-ministic	Anomaly	Probabilistic (BN/NN/AN)
Dhaka	Dhaka	32	0	25/23/52	25	0	40/11/49	0	-101	84/16/0
	Faridpur	33	1	20/21/60	25	0	41/6/52	0	-71	82/18/0
	Gazipur	32	0	30/30/40	24	0	41/20/39	0	-131	84/16/0
	Gopalganj	33	1	14/24/62	25	0	36/10/53	4	-60	78/22/0
	Kishoreganj	31	-1	36/35/29	24	-1	42/20/37	0	-223	80/20/0
	Madaripur	33	1	15/24/61	25	0	36/10/54	0	-71	80/20/0
	Manikganj	33	0	24/22/55	25	0	41/10/49	0	-86	84/16/0
	Munshiganj	32	0	21/25/55	25	0	39/7/54	0	-90	83/17/0
	Narayanganj	32	0	26/28/47	25	0	39/7/53	0	-107	83/17/0
	Narsingdi	32	0	31/34/36	24	0	40/15/45	0	-149	82/18/0
	Rajbari	33	1	22/19/58	25	0	43/4/52	0	-61	84/16/0
Shariatpur	33	1	16/25/59	25	0	36/9/55	0	-80	81/19/0	
Rajshahi	Bogra	33	1	29/18/53	25	0	46/4/50	0	-129	89/11/0
	Joypurhat	33	1	29/14/57	25	0	48/3/50	0	-97	92/8/0
	Naogaon	34	1	29/13/58	25	0	48/2/50	0	-66	90/10/0
	Natore	33	1	26/18/56	25	0	46/4/50	0	-75	88/12/0
	Nawabganj	35	2	27/13/60	25	0	50/0/50	0	-54	88/12/0
	Pabna	33	1	25/20/55	25	0	44/5/50	0	-71	87/13/0
Rajshahi	34	2	25/17/58	25	0	47/3/50	0	-64	88/12/0	

Jointly prepared by BMD, DAE, Weather Impact-Netherlands, Wageningen Environmental Research and Digital Innovation for Impact (Dii-Dhaka) under BWCSR (Component-C), supported by World Bank

Rangpur	Sirajganj	33	0	26/22/52	24	0	45/6/49	0	-100	86/14/0
	Dinajpur	34	2	24/12/64	25	1	45/4/51	0	-119	92/8/0
	Gaibandha	32	1	28/16/56	24	0	45/4/51	0	-121	90/10/0
	Kurigram	33	1	22/21/57	24	0	37/9/54	0	-167	85/15/0
	Lalmonirhat	34	1	19/20/61	25	0	35/12/53	0	-154	86/14/0
	Nilphamari	34	2	18/17/65	25	1	38/8/54	0	-160	88/12/0
	Panchagarh	34	2	15/20/65	24	0	35/15/51	0	-120	81/19/0
	Rangpur	33	1	24/14/62	25	0	43/4/52	0	-164	93/7/0
Mymen-singh	Thakurgaon	35	3	17/13/70	25	1	38/8/54	0	-118	91/9/0
	Jamalpur	32	0	29/25/47	24	0	45/6/49	0	-130	80/20/0
	Mymen-singh	31	0	32/33/35	24	-1	45/11/44	0	-171	81/19/0
	Netrakona	30	-1	36/39/25	23	-1	45/10/45	0	-246	73/27/0
Chittagong	Sherpur	31	0	30/30/40	24	0	45/7/48	0	-140	75/25/0
	Bandarban	30	0	28/32/40	24	0	25/32/43	13	-77	78/22/0
	Brahamanbaria	31	0	34/34/32	24	0	40/16/44	0	-139	81/19/0
	Chandpur	32	1	17/27/56	25	0	34/9/58	0	-99	81/19/0
	Chittagong	31	0	20/35/45	25	0	26/12/62	2	-106	81/19/0
	Comilla	32	0	22/33/46	25	0	34/7/59	0	-98	82/18/0
	Cox's Bazar	30	0	27/38/35	26	0	19/20/60	20	-71	81/19/0
	Feni	32	0	20/34/47	25	0	28/7/65	12	-96	82/18/0
	Khagrachhari	32	0	29/34/37	25	0	28/20/51	0	-114	80/20/0
	Lakshmipur	32	1	17/26/58	26	0	28/10/62	3	-71	79/21/0
Khulna	Noakhali	31	0	17/33/51	26	0	27/8/66	2	-71	81/19/0
	Rangamati	31	0	30/31/39	24	0	29/28/43	5	-101	78/22/0
	Bagerhat	33	1	12/24/63	26	0	25/16/59	10	-44	81/19/0
	Chuadanga	35	2	21/19/61	25	0	45/5/50	0	-93	83/17/0
	Jessore	35	2	17/19/65	26	0	39/8/52	3	-47	78/22/0
	Jhenaidah	34	2	20/19/61	25	0	43/5/52	3	-41	83/17/0
	Khulna	33	1	13/21/65	26	0	28/15/57	13	-39	81/19/0
	Kushtia	34	1	23/20/57	25	0	45/4/51	0	-51	85/15/0
	Magura	34	1	19/19/61	25	0	43/5/52	4	-48	81/19/0
Barisal	Meherpur	35	2	22/19/60	25	0	45/5/50	0	-67	85/15/0
	Narail	34	1	16/21/64	25	0	39/8/52	9	-48	79/21/0
	Satkhira	33	1	14/21/65	26	0	27/15/58	10	-30	81/19/0
	Barguna	32	1	12/26/62	26	0	21/15/64	7	-55	82/18/0
	Barisal	33	1	13/27/61	26	0	30/14/56	0	-53	79/21/0
	Bhola	31	0	14/36/50	26	0	23/12/65	9	-60	81/19/0
	Jhalokati	33	1	12/25/63	26	0	27/16/56	0	-53	81/19/0
	Patuakhali	32	1	13/31/57	26	0	22/13/65	7	-58	82/18/0
Sylhet	Pirojpur	33	1	12/23/64	26	0	27/17/56	5	-50	81/19/0
	Habiganj	31	-1	39/37/23	24	-1	42/25/33	11	-114	79/21/0
	Maulvibazar	32	-1	41/39/20	24	-1	43/29/28	23	-107	77/23/0
	Sunamganj	30	-1	39/40/21	23	-1	47/10/43	15	-170	75/25/0
	Sylhet	30	-1	42/38/20	23	0	47/18/35	29	-163	76/24/0

2.6 Guidance

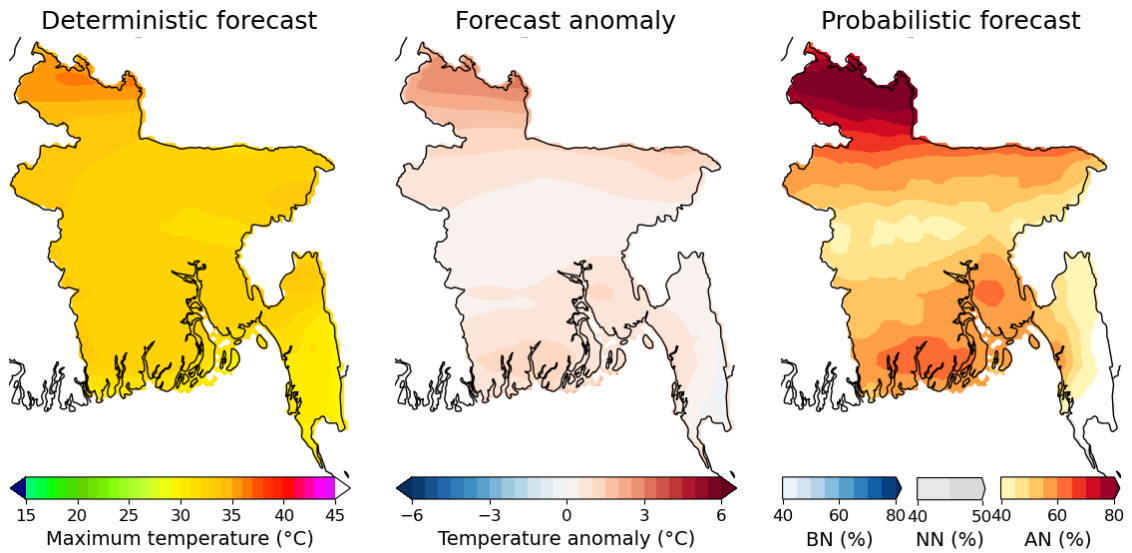
- Add here the text for guidance.

3. Weather Outlook for week 3+4 (Period: 26.05.2023 to 08.06.2023)

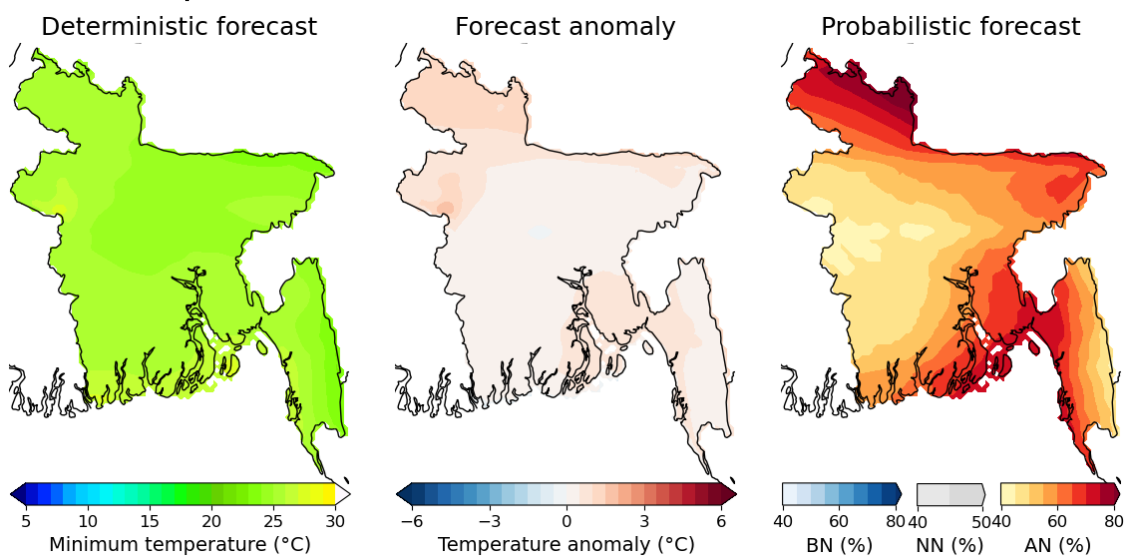
3.2 Significant Information

- Add here the text for significant information.

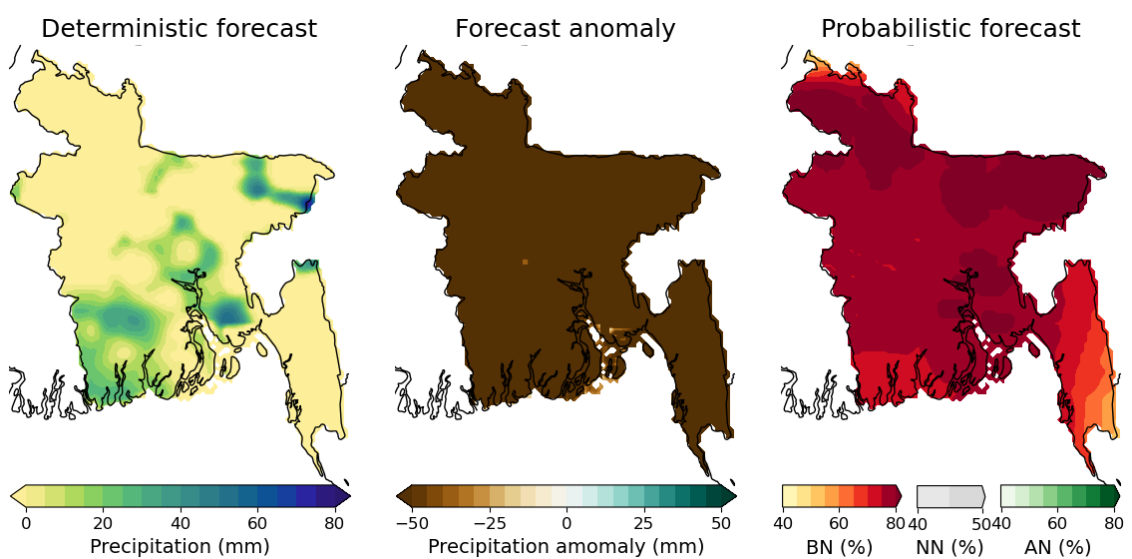
3.2 Maximum Temperature



3.3 Minimum Temperature



3.4 Rainfall



3.5 Forecast information at District level

Division	District	Maximum Temperature (°C)	Minimum Temperature (°C)	Rainfall (mm)
----------	----------	--------------------------	--------------------------	---------------

		Deter- ministic	Anomaly	Probabilistic (BN/NN/AN)	Deter- ministic	Anomaly	Probabilistic (BN/NN/AN)	Deter- ministic	Anomaly	Probabilistic (BN/NN/AN)
Dhaka	Dhaka	32	0	24/28/47	25	0	31/18/51	9	-129	79/21/0
	Faridpur	32	0	24/26/50	25	0	34/18/48	2	-94	77/23/0
	Gazipur	32	0	27/28/45	25	0	30/21/49	13	-140	80/20/0
	Gopalganj	32	1	23/23/54	25	0	35/16/49	12	-108	78/22/0
	Kishoreganj	32	0	26/24/50	25	0	26/18/56	0	-288	81/19/0
	Madaripur	33	1	23/22/55	25	0	33/15/52	2	-125	80/20/0
	Manikganj	32	0	25/30/45	25	0	32/20/48	7	-100	77/23/0
	Munshiganj	32	1	23/25/53	25	0	30/14/56	22	-113	80/20/0
	Narayanganj	32	0	23/26/51	25	0	29/15/57	13	-132	81/19/0
	Narsingdi	32	0	26/26/48	25	0	28/18/54	9	-170	80/20/0
Rajbari	32	0	25/28/47	25	0	35/19/46	0	-87	76/24/0	
Shariatpur	33	1	22/22/56	25	0	30/14/56	11	-115	80/20/0	
Rajshahi	Bogra	33	1	22/20/58	25	0	29/19/52	0	-230	80/20/0
	Joypurhat	33	1	20/16/64	25	1	29/17/55	0	-165	80/20/0
	Naogaon	33	1	22/19/59	26	1	30/20/50	0	-134	80/20/0
	Natore	33	0	24/26/50	25	0	31/23/46	0	-135	78/22/0
	Nawabganj	33	1	24/20/56	25	1	32/23/45	3	-107	79/21/0
	Pabna	32	0	27/28/45	25	0	33/22/45	2	-109	77/23/0
	Rajshahi	33	1	24/24/52	26	1	32/24/45	0	-109	78/22/0
Rangpur	Sirajganj	32	0	24/26/50	25	0	31/21/48	0	-147	78/22/0
	Dinajpur	34	2	11/14/75	25	1	24/11/66	0	-283	82/18/0
	Gaibandha	33	1	14/17/69	25	1	23/13/64	0	-184	83/17/0
	Kurigram	35	2	6/12/82	25	1	8/13/80	0	-204	76/24/0
	Lalmonirhat	35	3	5/12/83	25	1	7/15/78	0	-238	76/24/0
	Nilphamari	36	3	5/12/83	26	1	12/13/74	0	-237	78/22/0
	Panchagarh	36	2	5/17/78	25	1	11/16/74	0	-202	67/33/0
Mymen- singh	Rangpur	34	2	9/13/78	25	1	18/12/70	0	-251	82/18/0
	Thakurgaon	35	2	8/12/80	26	1	19/11/69	0	-197	80/20/0
	Jamalpur	33	1	19/22/60	25	0	26/16/58	2	-149	80/20/0
	Mymen- singh	32	1	22/24/54	25	0	26/18/56	2	-211	81/19/0
	Netrakona	32	1	22/22/56	25	0	24/16/60	0	-288	82/18/0
	Sherpur	33	1	18/21/61	25	0	24/15/61	6	-175	79/21/0
	Chitta- gong	Bandarban	30	0	33/29/38	24	0	27/20/53	0	-245
Brahamanba ria		32	0	26/26/48	25	0	25/16/59	3	-200	79/21/0
Chandpur		33	1	19/21/60	26	1	27/10/63	12	-123	81/19/0
Chittagong		31	1	22/26/52	26	1	20/12/68	0	-255	74/26/0
Comilla		32	1	21/22/57	25	1	24/10/66	8	-156	81/19/0
Cox's Bazar		30	0	25/37/38	26	0	21/12/67	0	-256	69/31/0
Feni		33	1	22/22/56	25	1	21/8/71	4	-211	78/22/0
Khagrachha ri		33	0	28/27/45	25	0	17/19/65	2	-238	74/26/0
Lakshmipur		32	1	18/22/60	26	1	25/10/65	21	-113	80/20/0
Noakhali		32	1	18/23/58	26	1	21/9/70	16	-129	80/20/0
Khulna	Rangamati	31	0	32/27/41	24	0	24/22/54	0	-262	69/31/0
	Bagerhat	32	1	22/19/59	26	0	29/16/55	18	-94	75/25/0
	Chuadanga	33	0	25/28/46	25	0	35/20/45	0	-88	76/24/0
	Jessore	33	0	24/25/51	25	0	35/20/45	18	-92	78/22/0
	Jhenaidah	33	0	25/27/48	25	0	35/20/45	0	-110	76/24/0
	Khulna	33	1	23/20/57	26	0	31/17/52	19	-85	75/25/0
	Kushtia	33	0	26/30/45	25	0	33/23/44	0	-98	76/24/0
	Magura	33	0	24/27/50	25	0	35/19/46	3	-102	76/24/0
	Meherpur	33	0	27/29/44	25	0	34/22/44	0	-87	76/24/0
Barisal	Narail	33	0	23/25/53	25	0	35/18/47	21	-89	78/22/0
	Satkhira	33	1	24/20/55	26	0	30/19/51	18	-75	75/25/0
	Barguna	32	1	19/18/62	26	0	26/11/64	10	-139	75/25/0
	Barisal	33	1	21/21/57	26	0	30/13/57	3	-117	80/20/0
	Bhola	32	1	18/24/58	26	1	22/9/69	4	-145	80/20/0
	Jhalokati	33	1	20/20/60	26	0	29/13/57	3	-117	80/20/0
Sylhet	Patuakhali	32	1	18/22/60	26	1	24/10/67	2	-155	78/22/0
	Pirojpur	33	1	21/19/60	26	0	30/14/55	14	-103	76/24/0
	Habiganj	33	0	27/25/49	25	0	22/18/60	5	-284	81/19/0
	Maulvibazar	33	1	28/24/47	25	0	18/19/63	17	-277	83/17/0
	Sunamganj	32	1	21/21/58	24	1	22/15/63	15	-303	84/16/0

	Sylhet	33	1	23/21/56	24	1	18/16/66	0	-359	86/14/0
--	--------	----	---	----------	----	---	----------	---	------	---------

3.6 Guidance

- Add here the text for guidance.

Forecast legend

Rainfall category	Amounts of rainfall
<ul style="list-style-type: none"> • Light rain • Moderate rain • Moderately Heavy • Heavy rain • Very heavy rain 	2-20 mm/day 22-22 mm/day 23-43 mm/day Heavy rain: 44-88 mm/day Very heavy rain: ≥ 89 mm/day
Probabilistic values <ul style="list-style-type: none"> • AN (%) • NN (%) • BN (%) 	This value represents the chance that the forecast will with respect to the climatology, divided into three categories: <ul style="list-style-type: none"> Above normal (likelihood in percent) Near normal (likelihood in percent) Below normal (likelihood in percent)
<ul style="list-style-type: none"> • Anomaly 	The difference between the deterministic value and the climatology (Climatology = Deterministic - Anomaly)