



Weather Impact

WAGENINGEN
UNIVERSITY & RESEARCH



Issue Date: 02 June 2023

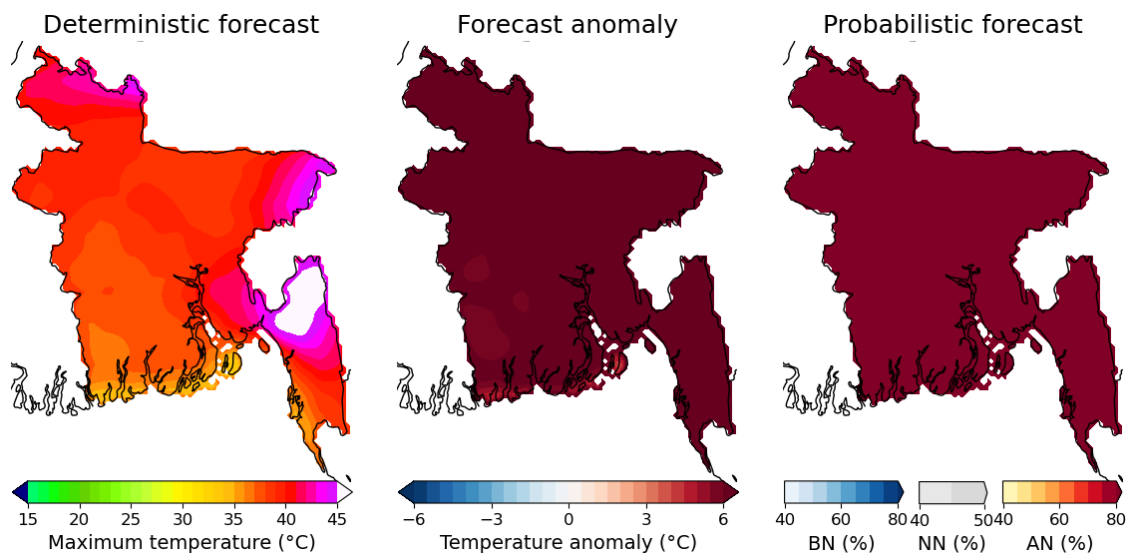
Subject: Experimental Sub-seasonal forecast for Bangladesh during 02.06.2023 to 29.06.2023

1. Weather Forecast for week 1 (Period: 02.06.2023 to 08.06.2023)

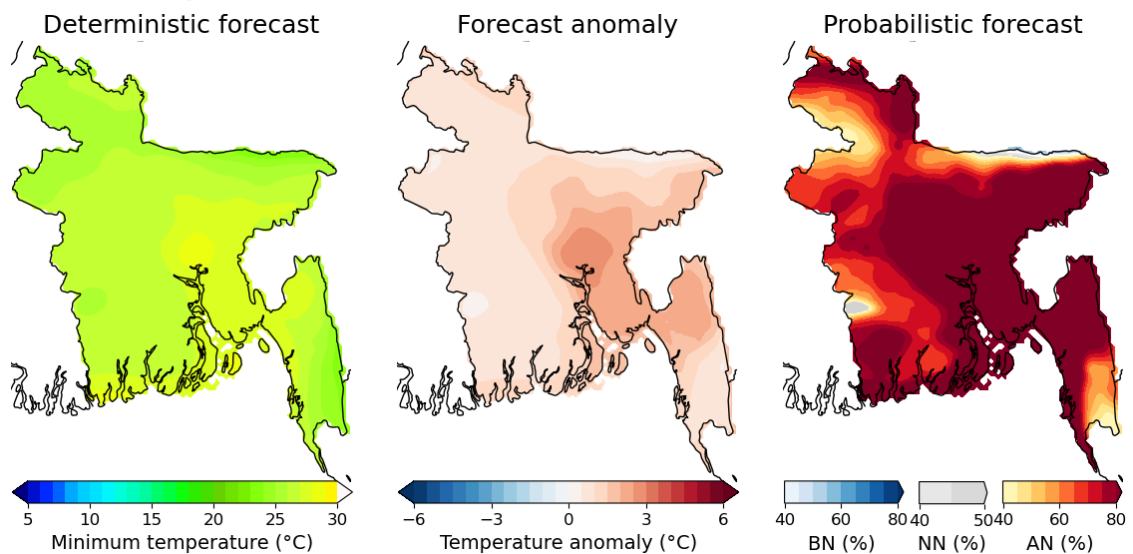
1.1 Significant Information

- Add here the text for significant information.

1.2 Maximum Temperature

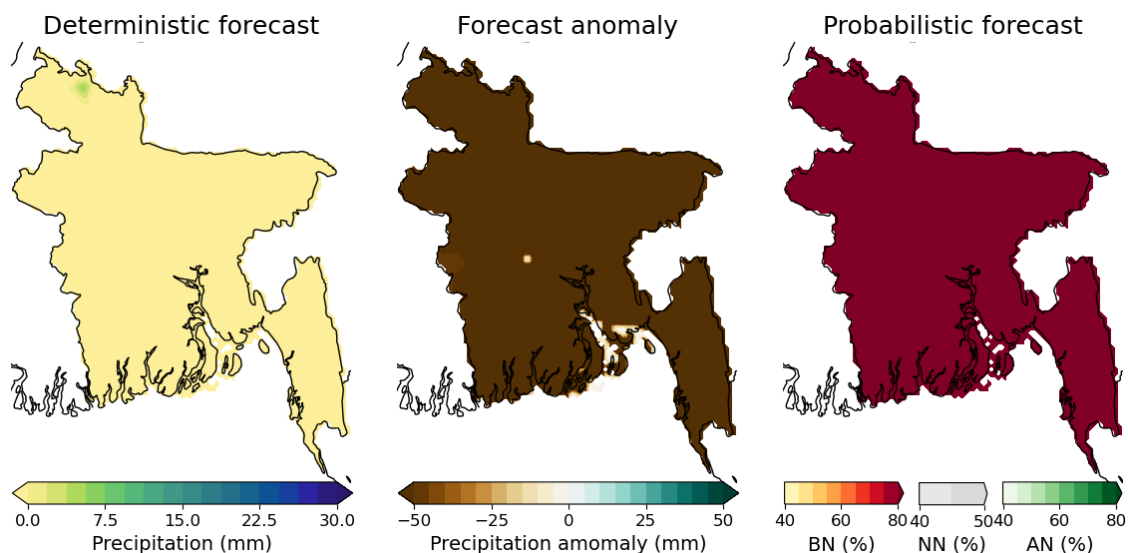


1.3 Minimum Temperature



1.4 Rainfall

Jointly prepared by BMD, DAE, Weather Impact-Netherlands, Wageningen Environmental Research and Digital Innovation for Impact (Dii-Dhaka) under BWCSR (Component-C), supported by World Bank



1.5 Forecast information at District level

Division	District	Maximum Temperature (°C)			Minimum Temperature (°C)			Rainfall (mm)		
		Deter- ministic	Anomaly	Probabilistic (BN/NN/AN)	Deter- ministic	Anomaly	Probabilistic (BN/NN/AN)	Deter- ministic	Anomaly	Probabilistic (BN/NN/AN)
Dhaka	Dhaka	39	7	0/0/100	28	2	0/3/96	0	-129	100/0/0
	Faridpur	38	6	0/0/100	26	1	2/11/87	0	-65	100/0/0
	Gazipur	39	8	0/0/100	28	2	0/5/95	0	-138	100/0/0
	Gopalganj	37	6	0/0/100	26	1	2/24/74	0	-64	100/0/0
	Kishoreganj	39	7	0/0/100	27	2	0/9/91	0	-197	100/0/0
	Madaripur	38	7	0/0/100	26	1	1/10/89	0	-71	100/0/0
	Manikganj	38	7	0/0/100	27	1	2/3/96	0	-83	100/0/0
	Munshiganj	39	7	0/0/100	28	2	0/3/97	0	-109	100/0/0
	Narayanganj	39	8	0/0/100	28	3	0/3/97	0	-147	100/0/0
	Narsingdi	39	8	0/0/100	28	3	0/4/96	0	-167	100/0/0
	Rajbari	38	6	0/0/100	26	1	2/14/84	0	-62	100/0/0
Shariatpur	39	8	0/0/100	27	2	0/3/97	0	-80	100/0/0	
Rajshahi	Bogra	39	8	0/0/100	26	1	8/21/71	0	-85	100/0/0
	Joypurhat	40	8	0/0/100	26	1	11/36/53	0	-70	100/0/0
	Naogaon	40	8	0/0/100	26	1	19/19/62	0	-71	100/0/0
	Natore	39	7	0/0/100	26	1	8/21/71	0	-83	100/0/0
	Nawabganj	39	7	0/0/100	26	1	22/12/66	0	-67	100/0/0
	Pabna	38	6	0/0/100	26	1	3/14/82	0	-82	100/0/0
	Rajshahi	39	8	0/0/100	26	1	15/12/72	0	-76	100/0/0
	Sirajganj	39	7	0/0/100	26	1	4/10/86	0	-82	100/0/0
Rangpur	Dinajpur	40	9	0/0/100	26	1	7/41/52	0	-87	100/0/0
	Gaibandha	39	8	0/0/100	26	1	6/23/71	0	-92	100/0/0
	Kurigram	41	10	0/0/100	26	1	0/18/82	0	-141	100/0/0
	Lalmonirhat	42	10	0/0/100	26	1	0/22/78	0	-132	100/0/0
	Nilphamari	42	10	0/0/100	26	1	2/25/73	0	-96	100/0/0
	Panchagarh	41	9	0/0/100	26	1	1/22/77	0	-85	100/0/0
	Rangpur	40	9	0/0/100	26	1	4/29/67	0	-135	100/0/0
Thakurgaon	41	9	0/0/100	26	1	4/31/66	0	-75	100/0/0	
Mymen- singh	Jamalpur	39	8	0/0/100	26	1	5/24/71	0	-97	100/0/0
	Mymen- singh	39	7	0/0/100	27	2	4/20/76	0	-120	100/0/0
	Netrakona	38	7	0/0/100	26	1	5/27/67	0	-181	100/0/0
	Sherpur	38	7	0/0/100	26	1	4/36/60	0	-104	100/0/0
Chitta- gong	Bandarban	39	10	0/0/100	25	1	4/40/56	0	-265	100/0/0
	Brahamanba ria	40	8	0/0/100	27	2	0/3/97	0	-172	100/0/0
	Chandpur	41	9	0/0/100	28	2	0/1/99	0	-97	100/0/0
	Chittagong	41	11	0/0/100	27	2	0/4/96	0	-247	100/0/0
	Comilla	41	10	0/0/100	28	2	0/0/100	0	-120	100/0/0
	Cox's Bazar	36	7	0/0/100	26	1	0/13/87	0	-258	100/0/0
	Feni	43	12	0/0/100	27	2	0/0/100	0	-201	100/0/0
Khagrachha ri	45	13	0/0/100	27	2	0/0/100	0	-251	100/0/0	

Khulna	Lakshmipur	40	9	0/0/100	28	2	0/0/100	0	-112	100/0/0
	Noakhali	39	9	0/0/100	28	2	0/0/100	0	-123	100/0/0
	Rangamati	44	14	0/0/100	26	2	6/8/86	0	-341	100/0/0
	Bagerhat	37	6	0/1/99	27	1	0/24/76	0	-100	100/0/0
	Chuadanga	38	6	0/0/100	26	1	4/29/67	0	-50	100/0/0
	Jessore	38	6	0/0/100	26	1	1/45/54	0	-64	100/0/0
	Jhenaidah	38	6	0/0/100	26	1	2/31/67	0	-62	100/0/0
	Khulna	37	6	0/0/100	27	1	0/20/80	0	-83	100/0/0
	Kushtia	38	6	0/0/100	26	1	5/18/77	0	-74	100/0/0
	Magura	38	6	0/0/100	26	1	1/26/73	0	-62	100/0/0
	Meherpur	39	7	0/0/100	26	1	7/20/73	0	-51	100/0/0
Barisal	Narail	37	6	0/0/100	26	1	2/29/69	0	-67	100/0/0
	Satkhira	37	6	0/1/99	27	1	0/20/80	0	-70	100/0/0
	Barguna	37	7	0/0/100	27	1	0/26/74	0	-162	100/0/0
	Barisal	38	7	0/0/100	27	1	0/14/85	0	-93	100/0/0
	Bhola	36	6	0/0/100	28	2	0/2/98	0	-142	100/0/0
	Jhalokati	37	7	0/0/100	26	1	0/23/77	0	-95	100/0/0
	Patuakhali	37	7	0/1/99	27	1	0/13/87	0	-168	100/0/0
Sylhet	Pirojpur	37	7	0/0/100	26	1	0/30/70	0	-85	100/0/0
	Habiganj	41	9	0/0/100	27	2	0/8/92	0	-223	100/0/0
	Maulvibazar	43	11	0/0/100	27	2	0/6/94	0	-217	100/0/0
	Sunamganj	39	9	0/0/100	25	1	10/25/65	0	-270	100/0/0
Sylhet	43	11	0/0/100	25	1	10/13/77	0	-284	100/0/0	

1.6 Guidance

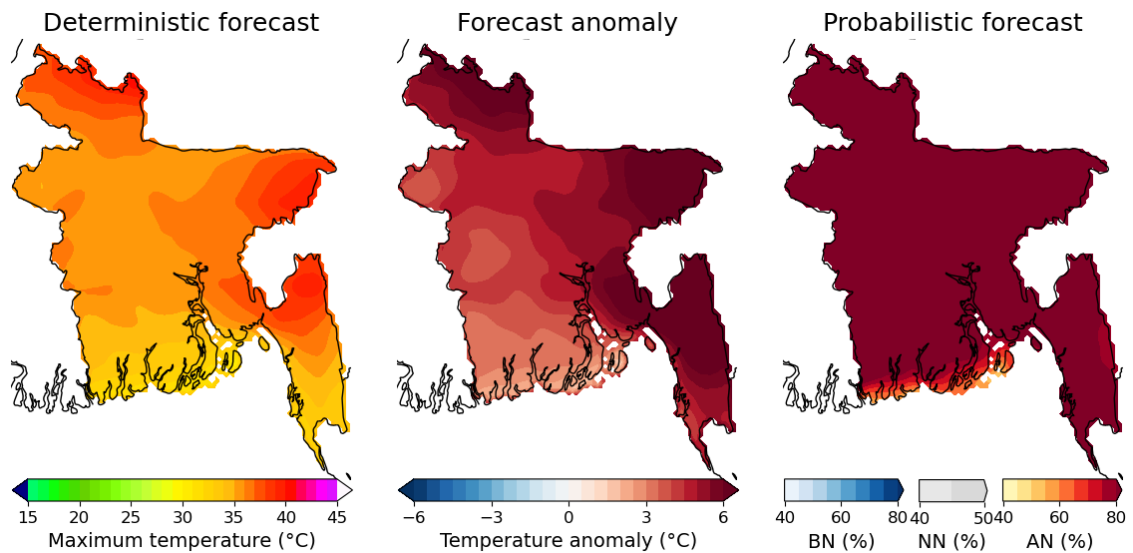
- Add here the text for guidance.

2. Weather Forecast for week 2 (Period: 09.06.2023 to 15.06.2023)

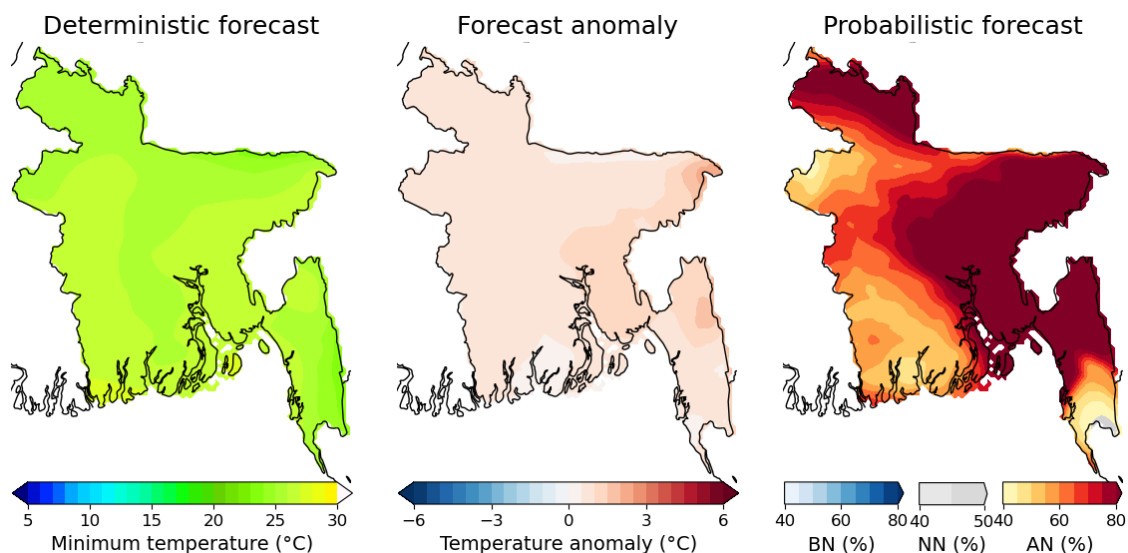
2.1 Significant Information

- Add here the text for significant information.

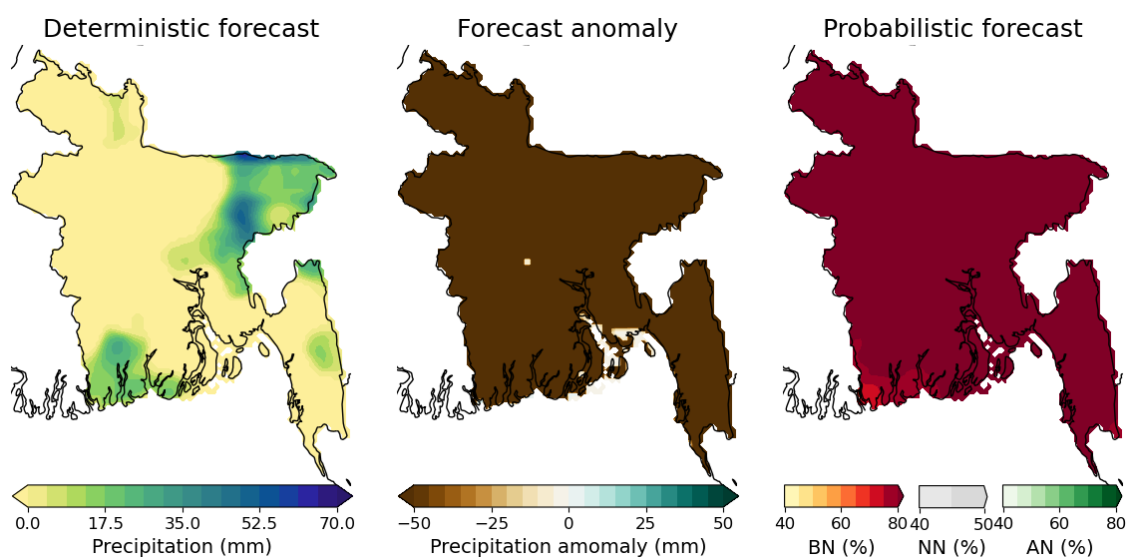
2.2 Maximum Temperature



2.3 Minimum Temperature



2.4 Rainfall



2.5 Forecast information at District level

Division	District	Maximum Temperature (°C)			Minimum Temperature (°C)			Rainfall (mm)		
		Deter-ministic	Anomaly	Probabilistic (BN/NN/AN)	Deter-ministic	Anomaly	Probabilistic (BN/NN/AN)	Deter-ministic	Anomaly	Probabilistic (BN/NN/AN)
Dhaka	Dhaka	36	5	0/3/97	26	1	2/13/86	4	-102	96/4/0
	Faridpur	36	4	1/7/92	26	1	6/24/70	0	-108	96/4/0
	Gazipur	36	5	0/2/98	26	1	3/13/85	2	-106	95/5/0
	Gopalganj	35	4	2/8/90	26	1	11/28/61	0	-87	92/8/0
	Kishoreganj	37	6	0/2/98	26	1	2/11/87	21	-86	98/2/0
	Madaripur	36	5	1/6/93	26	1	6/22/72	0	-107	93/7/0
	Manikganj	36	5	1/4/95	26	1	2/14/84	0	-109	97/3/0
	Munshiganj	36	5	1/5/95	26	1	1/14/85	0	-114	93/7/0
	Narayanganj	36	5	0/2/98	26	1	1/13/86	6	-101	94/6/0
	Narsingdi	36	5	0/2/98	26	1	2/12/87	14	-92	97/3/0
	Rajbari	35	4	1/7/91	26	1	6/24/70	0	-105	97/3/0
Shariatpur	36	5	0/6/94	26	1	3/16/81	0	-134	92/8/0	
Rajshahi	Bogra	36	5	0/4/96	26	1	10/27/63	0	-91	96/4/0
	Joypurhat	36	5	0/6/94	26	1	13/31/56	0	-85	93/6/0
	Naogaon	36	4	0/8/92	26	1	13/34/53	0	-79	92/8/0
	Natore	36	4	0/6/94	26	1	8/27/65	0	-91	96/4/0
	Nawabganj	35	4	0/12/88	26	1	11/41/48	0	-61	91/8/0
	Pabna	35	4	1/5/94	26	1	5/23/72	0	-105	98/2/0
	Rajshahi	36	4	0/9/91	26	1	6/33/60	0	-76	94/6/0

Jointly prepared by BMD, DAE, Weather Impact-Netherlands, Wageningen Environmental Research and Digital Innovation for Impact (Dii-Dhaka) under BWCSR (Component-C), supported by World Bank

Rangpur	Sirajganj	36	5	1/2/97	26	1	5/21/74	0	-115	97/3/0
	Dinajpur	37	5	0/1/99	26	1	5/26/69	0	-140	92/7/0
	Gaibandha	36	5	0/2/98	26	1	6/23/71	0	-83	94/5/1
	Kurigram	38	7	0/0/100	26	1	0/11/89	0	-100	94/5/1
	Lalmonirhat	39	7	0/0/100	26	1	0/16/84	2	-111	91/8/1
	Nilphamari	38	6	0/0/100	26	1	1/17/82	0	-138	91/8/1
	Panchagarh	38	6	0/1/99	26	1	0/22/78	0	-99	90/10/1
	Rangpur	37	6	0/0/100	26	1	3/20/77	0	-103	94/5/1
Mymen-singh	Thakurgaon	37	5	0/1/99	26	1	2/19/79	0	-107	92/7/0
	Jamalpur	36	5	1/1/98	26	1	10/22/68	0	-100	98/2/0
	Mymen-singh	36	5	0/3/97	26	1	7/16/77	0	-114	96/4/0
	Netrakona	36	5	0/4/96	25	1	6/16/77	4	-110	98/2/0
Chittagong	Sherpur	36	5	0/2/97	25	1	11/21/68	0	-104	97/3/0
	Bandarban	34	6	0/10/90	25	1	9/41/50	0	-187	85/15/0
	Brahamanbaria	36	5	0/4/96	26	1	1/12/87	29	-79	99/1/0
	Chandpur	37	6	0/5/95	26	1	3/13/85	0	-169	96/4/0
	Chittagong	36	6	0/10/90	26	1	2/14/85	0	-180	90/10/0
	Comilla	37	6	0/4/96	26	1	2/10/88	9	-121	96/4/0
	Cox's Bazar	33	5	0/3/97	26	1	8/39/53	0	-244	86/14/0
	Feni	37	7	0/5/95	26	1	1/5/94	0	-199	91/9/0
	Khagrachhari	39	7	0/8/92	26	1	0/7/93	2	-157	94/6/0
	Lakshmipur	36	5	0/11/89	26	1	2/10/87	0	-148	91/9/0
Khulna	Noakhali	35	5	1/14/85	27	1	2/8/90	0	-124	89/11/0
	Rangamati	37	7	0/15/85	25	1	1/11/88	5	-123	92/8/0
	Bagerhat	34	3	3/15/82	26	1	11/37/52	11	-77	82/15/3
	Chuadanga	36	4	0/12/88	26	1	8/29/63	0	-85	94/6/0
	Jessore	36	4	2/11/87	26	1	11/34/55	0	-90	89/10/0
	Jhenaidah	35	4	1/12/88	26	1	11/30/59	0	-101	94/6/0
	Khulna	34	3	4/13/83	26	1	10/35/55	15	-62	83/14/2
	Kushtia	36	4	1/9/90	26	1	7/28/65	0	-100	96/4/0
	Magura	36	4	2/9/89	26	1	10/30/60	0	-108	96/2/1
Barisal	Meherpur	36	4	0/9/91	26	1	5/27/68	0	-82	94/6/0
	Narail	35	4	1/10/89	26	1	12/32/56	0	-75	92/6/2
	Satkhira	34	3	4/15/81	27	1	8/35/57	7	-68	79/19/2
	Barguna	33	3	2/19/79	26	0	8/40/52	7	-132	82/17/1
	Barisal	35	4	1/10/89	26	1	7/27/66	0	-140	90/10/0
	Bhola	33	3	2/23/75	27	1	3/21/76	0	-151	88/12/0
	Jhalokati	34	3	1/12/87	26	1	10/35/55	0	-141	86/14/0
	Patuakhali	33	3	2/21/77	26	1	8/34/58	4	-155	86/14/0
Sylhet	Pirojpur	34	3	2/11/87	26	0	11/37/52	0	-112	84/14/1
	Habiganj	38	6	0/3/97	26	1	1/9/90	27	-80	98/2/0
	Maulvibazar	39	7	0/5/94	26	1	0/6/94	15	-93	97/3/0
	Sunamganj	37	6	1/4/96	25	1	4/14/82	26	-104	96/4/0
	Sylhet	38	7	1/6/93	25	1	2/9/89	21	-118	91/9/0

2.6 Guidance

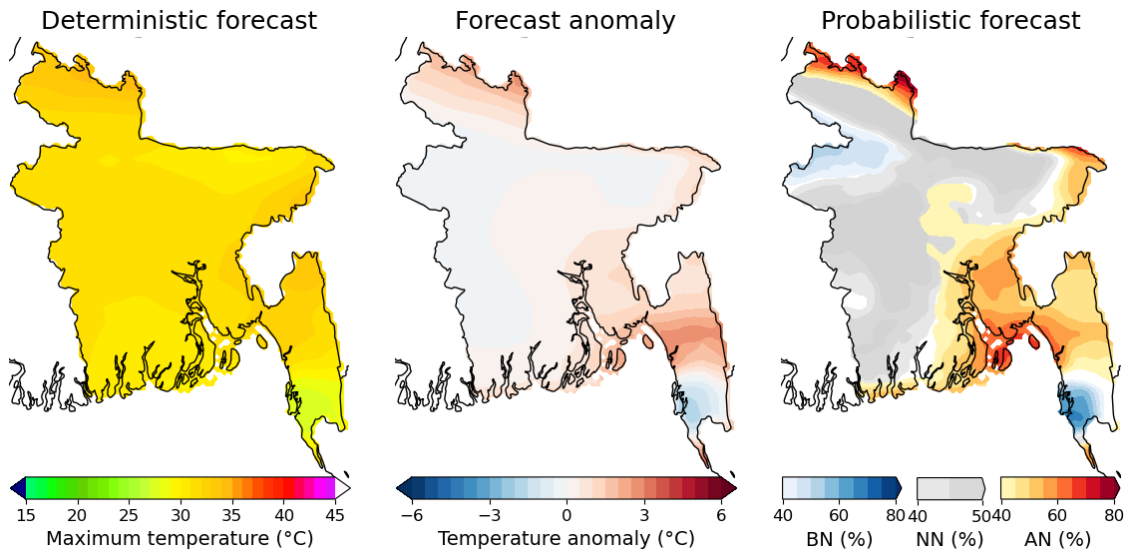
- Add here the text for guidance.

3. Weather Outlook for week 3+4 (Period: 16.06.2023 to 29.06.2023)

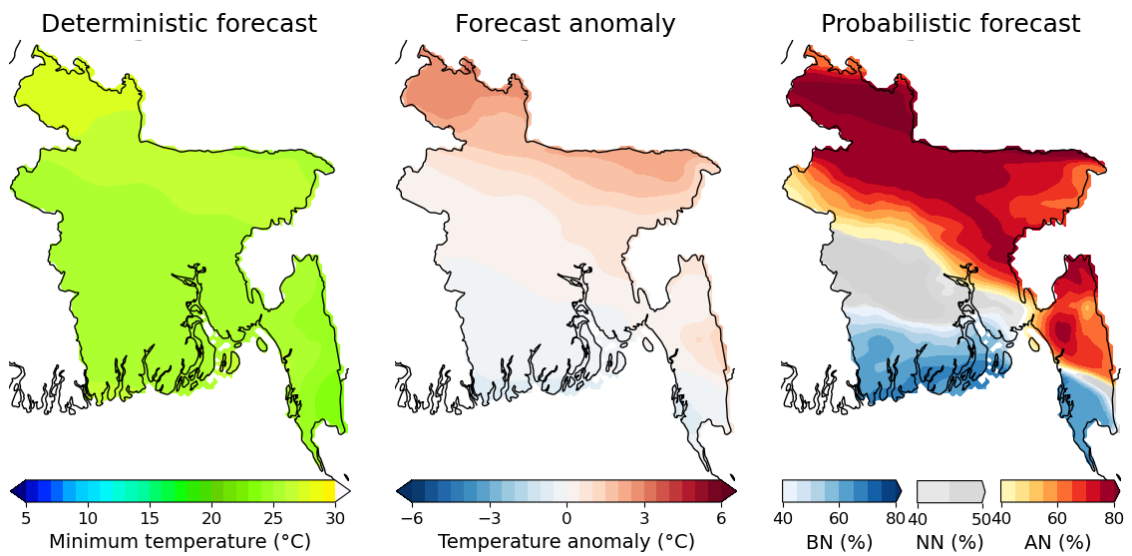
3.2 Significant Information

- Add here the text for significant information.

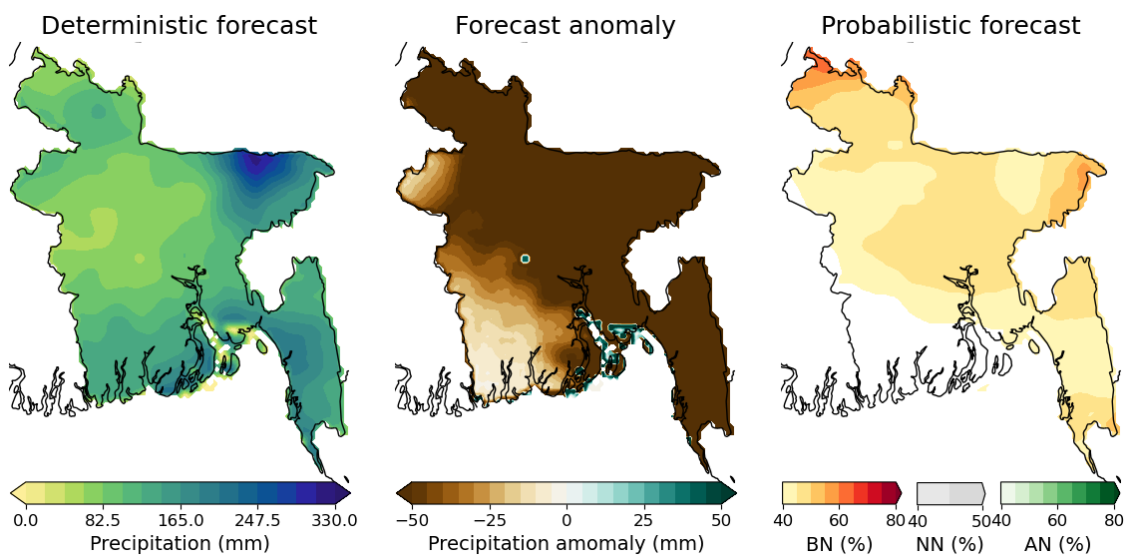
3.2 Maximum Temperature



3.3 Minimum Temperature



3.4 Rainfall



3.5 Forecast information at District level

Division	District	Maximum Temperature (°C)	Minimum Temperature (°C)	Rainfall (mm)
----------	----------	--------------------------	--------------------------	---------------

		Deter- ministic	Anomaly	Probabilistic (BN/NN/AN)	Deter- ministic	Anomaly	Probabilistic (BN/NN/AN)	Deter- ministic	Anomaly	Probabilistic (BN/NN/AN)
Dhaka	Dhaka	31	0	13/47/40	26	0	13/31/56	92	-69	48/40/12
	Faridpur	31	0	16/55/29	25	0	18/51/31	76	-46	46/40/15
	Gazipur	32	0	15/45/41	26	1	11/20/70	87	-91	48/42/10
	Gopalganj	31	0	22/48/30	25	0	24/55/21	95	-35	42/35/23
	Kishoreganj	31	0	24/44/31	26	1	14/12/74	133	-136	47/39/15
	Madaripur	31	0	19/42/39	25	0	22/47/31	98	-54	44/36/20
	Manikganj	32	0	11/55/34	25	0	14/42/44	76	-60	47/40/13
	Munshiganj	31	1	14/39/47	26	0	16/35/49	99	-62	47/40/13
	Narayanganj	32	1	14/38/48	26	0	12/22/66	101	-72	49/40/11
	Narsingdi	32	0	17/40/43	26	1	11/15/75	101	-99	49/41/10
Rajbari	31	0	13/60/27	25	0	17/50/34	73	-41	46/40/13	
Shariatpur	31	1	19/33/48	25	0	21/44/35	105	-57	45/37/18	
Rajshahi	Bogra	31	0	38/41/22	26	1	19/5/76	77	-90	44/35/21
	Joypurhat	31	0	47/32/21	26	1	20/3/77	93	-66	46/27/26
	Naogaon	31	0	44/35/21	26	1	21/7/72	93	-42	44/25/30
	Natore	31	0	24/51/24	26	0	15/25/60	65	-55	43/38/19
	Nawabganj	31	0	42/36/22	26	0	21/28/50	97	-24	41/24/35
	Pabna	31	0	14/62/24	26	0	13/42/45	62	-53	45/41/14
	Rajshahi	31	0	28/48/24	26	0	19/27/53	75	-45	42/32/25
Rangpur	Sirajganj	31	0	16/57/27	26	0	14/23/63	66	-71	45/42/14
	Dinajpur	32	0	29/45/26	27	2	8/12/80	104	-69	48/30/22
	Gaibandha	31	0	31/44/24	27	2	12/9/79	97	-79	45/29/26
	Kurigram	33	2	6/42/51	27	2	0/21/79	85	-115	49/33/18
	Lalmonirhat	34	2	3/46/51	28	3	0/23/77	91	-124	51/34/15
	Nilphamari	34	1	3/54/42	28	3	0/21/79	94	-108	51/35/15
	Panchagarh	34	1	1/42/57	28	3	0/30/70	68	-101	58/30/12
Mymen- singh	Rangpur	32	1	16/55/29	27	2	3/16/81	118	-81	46/32/22
	Thakurgaon	33	1	15/52/32	28	3	1/19/80	84	-68	53/29/18
	Jamalpur	31	0	29/48/23	26	1	15/7/78	80	-96	44/36/20
	Mymen- singh	31	0	22/44/34	26	1	15/8/77	85	-134	46/40/14
	Netrakona	30	0	26/54/21	26	2	16/8/76	142	-136	46/32/22
	Sherpur	31	0	27/51/22	27	2	14/8/78	90	-107	45/35/20
	Chitta- gong	Bandarban	29	0	39/32/30	24	0	41/28/31	148	-147
Brahamanba ria		32	1	19/34/47	26	1	9/16/74	122	-104	49/41/10
Chandpur		32	1	18/27/55	26	0	17/38/45	115	-62	45/38/17
Chittagong		32	2	22/26/52	25	0	23/21/56	170	-112	42/37/21
Comilla		32	1	18/27/55	26	0	14/23/63	119	-82	46/40/14
Cox's Bazar		28	-1	53/28/19	25	0	63/18/19	164	-140	46/39/15
Feni		32	1	20/29/51	25	0	22/34/44	155	-113	44/37/19
Khagrachha ri		33	1	18/33/49	25	0	9/19/71	134	-155	47/39/14
Lakshmipur		31	1	20/24/56	25	0	40/38/22	133	-61	42/34/24
Khulna	Noakhali	32	1	20/22/59	26	0	40/36/24	125	-65	42/34/25
	Rangamati	32	2	23/29/49	25	1	13/21/66	145	-156	44/44/12
	Bagerhat	31	0	24/42/34	25	0	56/27/16	128	-15	39/30/31
	Chuadanga	31	0	28/48/25	26	0	22/54/25	73	-33	40/38/22
	Jessore	31	0	31/43/26	25	0	35/47/18	95	-22	39/35/26
	Jhenaidah	31	0	27/48/25	25	0	24/53/23	81	-34	41/38/20
	Khulna	31	0	22/48/30	25	0	56/28/16	130	-13	39/31/30
	Kushtia	31	0	19/57/24	26	0	14/50/36	61	-47	43/39/18
	Magura	31	0	22/54/24	25	0	23/54/24	80	-36	42/40/18
Barisal	Meherpur	32	0	25/53/22	26	0	17/54/29	60	-39	40/38/22
	Narail	31	0	25/52/24	25	0	27/55/18	94	-27	40/35/25
	Satkhira	31	0	22/46/32	26	0	58/26/16	120	-13	39/30/31
	Barguna	30	0	24/34/41	25	0	64/16/19	155	-23	39/28/32
	Barisal	31	0	22/33/45	25	0	37/43/20	122	-34	40/32/27
	Bhola	31	1	21/22/57	26	0	61/19/21	156	-75	39/32/29
Sylhet	Jhalokati	31	0	24/36/40	25	0	50/31/19	130	-31	39/30/31
	Patuakhali	30	1	24/28/48	25	0	62/18/20	163	-47	39/30/31
	Pirojpur	31	0	24/40/36	25	0	52/31/18	128	-24	39/31/30
	Habiganj	32	0	26/41/33	26	1	9/22/69	177	-84	46/34/20
	Maulvibazar	33	1	26/29/46	26	1	6/29/65	153	-119	52/30/18
Sunamganj	30	0	27/50/23	26	2	13/11/76	259	-89	44/26/30	

	Sylhet	31	1	27/26/47	26	2	7/22/71	195	-174	51/30/20
--	--------	----	---	----------	----	---	---------	-----	------	----------

3.6 Guidance

- Add here the text for guidance.

Forecast legend

Rainfall category	Amounts of rainfall
<ul style="list-style-type: none"> • Light rain • Moderate rain • Moderately Heavy • Heavy rain • Very heavy rain 	2-20 mm/day 22-22 mm/day 23-43 mm/day Heavy rain: 44-88 mm/day Very heavy rain: ≥ 89 mm/day
Probabilistic values <ul style="list-style-type: none"> • AN (%) • NN (%) • BN (%) 	This value represents the chance that the forecast will with respect to the climatology, divided into three categories: Above normal (likelihood in percent) Near normal (likelihood in percent) Below normal (likelihood in percent)
<ul style="list-style-type: none"> • Anomaly 	The difference between the deterministic value and the climatology (Climatology = Deterministic - Anomaly)