



Weather Impact

WAGENINGEN  
UNIVERSITY & RESEARCH



Issue Date: 30 June 2023

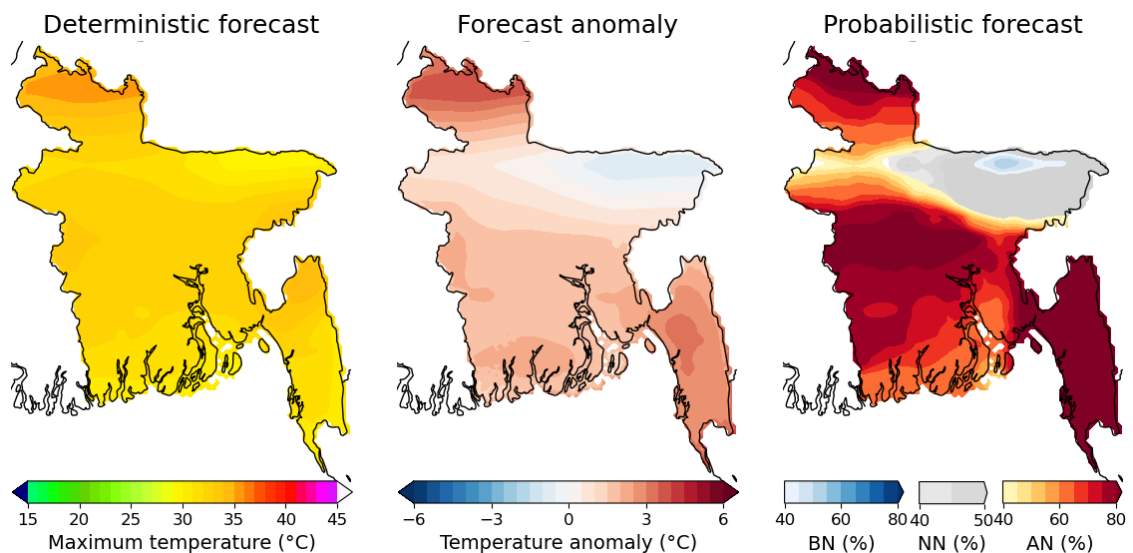
## Subject: Experimental Sub-seasonal forecast for Bangladesh during 30.06.2023 to 27.07.2023

### 1. Weather Forecast for week 1 (Period: 30.06.2023 to 06.07.2023)

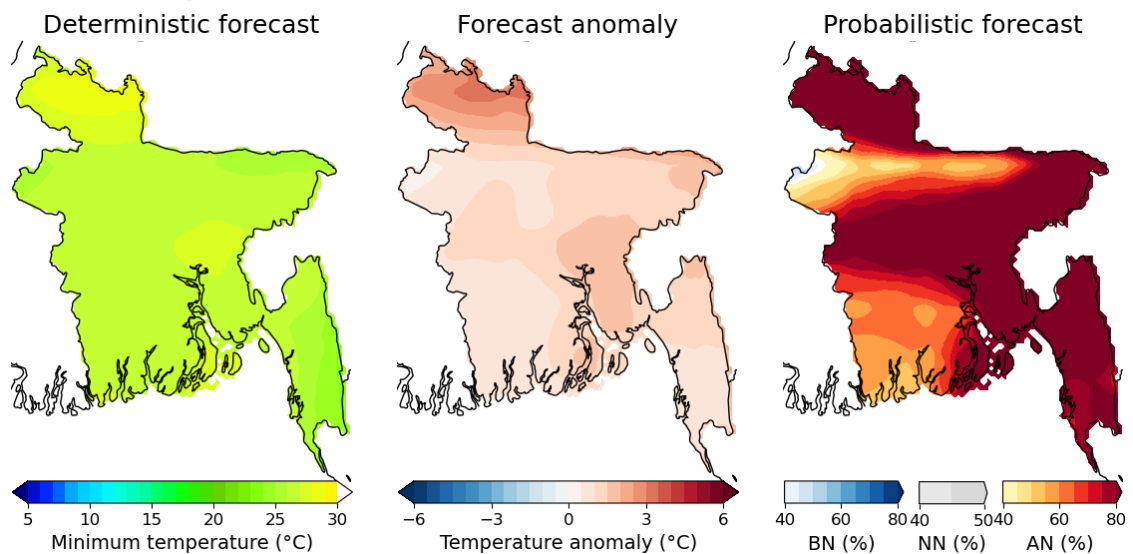
#### 1.1 Significant Information

- Add here the text for significant information.

#### 1.2 Maximum Temperature

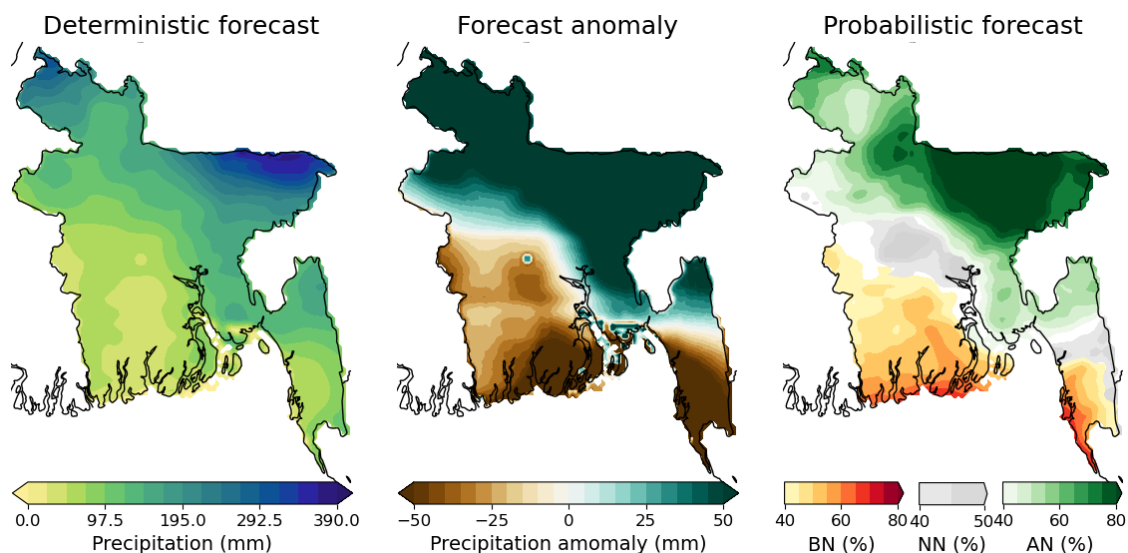


#### 1.3 Minimum Temperature



#### 1.4 Rainfall

Jointly prepared by BMD, DAE, Weather Impact-Netherlands, Wageningen Environmental Research and Digital Innovation for Impact (Dii-Dhaka) under BWCSR (Component-C), supported by World Bank



### 1.5 Forecast information at District level

Division	District	Maximum Temperature (°C)			Minimum Temperature (°C)			Rainfall (mm)		
		Deter- ministic	Anomaly	Probabilistic (BN/NN/AN)	Deter- ministic	Anomaly	Probabilistic (BN/NN/AN)	Deter- ministic	Anomaly	Probabilistic (BN/NN/AN)
Dhaka	Dhaka	33	2	3/14/83	27	2	1/10/90	89	6	20/45/35
	Faridpur	33	2	3/19/78	26	1	5/18/77	48	-32	38/40/22
	Gazipur	33	1	3/22/75	27	2	0/6/94	123	49	11/32/58
	Gopalganj	32	2	5/21/74	26	1	8/29/63	36	-33	50/28/23
	Kishoreganj	32	0	11/58/32	27	1	0/9/91	180	107	2/10/87
	Madaripur	32	2	4/21/75	26	1	6/24/70	52	-25	42/32/26
	Manikganj	33	2	2/14/84	27	1	0/10/90	64	-15	26/48/26
	Munshiganj	33	2	3/21/76	27	2	3/12/86	91	9	20/50/30
	Narayanganj	33	2	1/21/78	27	2	0/9/91	122	40	9/47/44
	Narsingdi	33	1	1/29/70	27	2	0/6/94	150	74	5/28/67
	Rajbari	33	2	1/17/82	26	1	1/11/88	52	-21	29/48/22
Shariatpur	32	2	4/21/75	27	1	5/18/77	74	-7	34/36/30	
Rajshahi	Bogra	32	1	18/32/50	27	1	17/25/58	123	54	2/36/62
	Joypurhat	32	1	21/28/51	27	1	21/22/57	120	55	7/33/60
	Naogaon	32	1	23/26/51	26	1	26/25/48	120	49	11/41/48
	Natore	33	1	5/21/74	27	1	3/21/75	86	21	13/41/46
	Nawabganj	32	1	21/25/54	26	0	30/27/43	99	23	26/33/41
	Pabna	33	2	1/18/81	27	1	0/12/88	64	-2	24/45/32
	Rajshahi	33	1	8/23/69	26	1	9/30/61	98	18	19/39/42
	Sirajganj	32	1	6/21/72	26	1	2/19/80	97	30	14/39/48
Rangpur	Dinajpur	34	3	5/27/68	28	2	2/11/87	174	89	26/21/53
	Gaibandha	33	1	9/36/55	27	2	5/14/80	140	70	4/24/72
	Kurigram	34	3	1/26/73	28	3	0/0/100	154	72	14/22/64
	Lalmonirhat	35	4	0/17/83	28	3	0/0/100	172	74	23/21/57
	Nilphamari	35	4	1/17/82	29	3	0/0/100	202	95	28/20/52
	Panchagarh	35	3	0/14/85	28	2	0/0/100	261	117	12/22/66
	Rangpur	34	3	3/28/69	28	2	0/5/95	137	67	18/27/55
	Thakurgaon	35	3	4/24/72	28	3	0/2/98	229	114	30/10/60
Mymen- singh	Jamalpur	32	0	19/44/37	27	1	10/24/65	147	73	4/24/71
	Mymen- singh	32	0	19/53/28	27	1	4/24/72	164	91	5/11/84
	Netrakona	31	0	33/59/8	26	1	4/31/65	249	159	2/3/95
	Sherpur	32	0	23/45/32	27	1	8/26/66	165	87	3/18/79
Chitta- gong	Bandarban	31	3	0/2/98	25	1	2/17/81	78	-64	45/38/17
	Brahamanba ria	33	1	1/33/66	27	2	0/3/97	151	77	4/25/71
	Chandpur	33	2	7/23/70	27	2	3/12/84	121	29	25/33/42
	Chittagong	32	3	0/7/93	26	1	1/9/90	83	-40	40/31/29
	Comilla	33	2	3/22/75	27	2	1/8/91	142	55	16/32/52
	Cox's Bazar	31	3	0/1/99	26	1	6/18/76	55	-120	61/23/15
	Feni	33	2	3/15/83	26	1	1/6/93	127	23	29/21/50
Khagrachha ri	34	3	0/11/89	26	1	0/3/97	140	29	30/20/51	

Khulna	Lakshmipur	32	2	13/24/62	27	2	4/15/81	105	4	32/21/47
	Noakhali	32	2	10/20/70	27	1	3/11/86	94	-10	34/20/46
	Rangamati	32	3	0/8/91	25	1	0/7/93	124	5	29/34/37
	Bagerhat	32	2	8/24/68	26	1	13/30/58	38	-43	54/22/24
	Chuadanga	33	2	1/17/82	26	1	3/21/76	44	-32	42/25/33
	Jessore	33	2	3/20/77	26	1	10/29/61	50	-25	44/27/29
	Jhenaidah	33	2	3/18/80	26	1	4/23/74	50	-24	40/28/31
	Khulna	32	2	7/22/71	26	1	14/28/58	46	-30	50/24/25
	Kushtia	33	2	0/17/83	27	1	1/12/87	54	-14	34/35/31
	Magura	33	2	3/19/78	26	1	5/22/73	51	-26	42/36/22
	Meherpur	33	2	0/15/85	27	1	2/13/85	41	-34	44/24/32
Barisal	Narail	32	2	3/21/76	26	1	7/30/63	42	-28	46/31/23
	Satkhira	32	2	7/22/71	26	1	17/25/58	49	-27	50/22/28
	Barguna	31	2	10/28/62	27	1	10/28/62	45	-75	57/23/20
	Barisal	32	2	11/20/69	26	1	8/27/65	60	-27	45/20/35
	Bhola	31	2	12/27/61	27	1	5/14/81	67	-72	47/17/36
	Jhalokati	32	2	10/22/68	26	1	10/27/63	44	-51	54/12/33
	Patuakhali	31	2	11/27/62	27	1	9/18/73	56	-83	58/15/28
Sylhet	Pirojpur	32	2	8/22/70	26	1	12/29/59	37	-48	55/18/27
	Habiganj	33	0	11/58/31	27	1	0/3/97	187	100	1/14/85
	Maulvibazar	33	0	18/59/23	27	1	0/2/98	212	116	3/24/73
	Sunamganj	30	-1	38/55/7	26	1	3/19/79	312	186	0/5/94
Sylhet	30	0	34/61/5	26	2	0/5/95	321	187	2/20/78	

## 1.6 Guidance

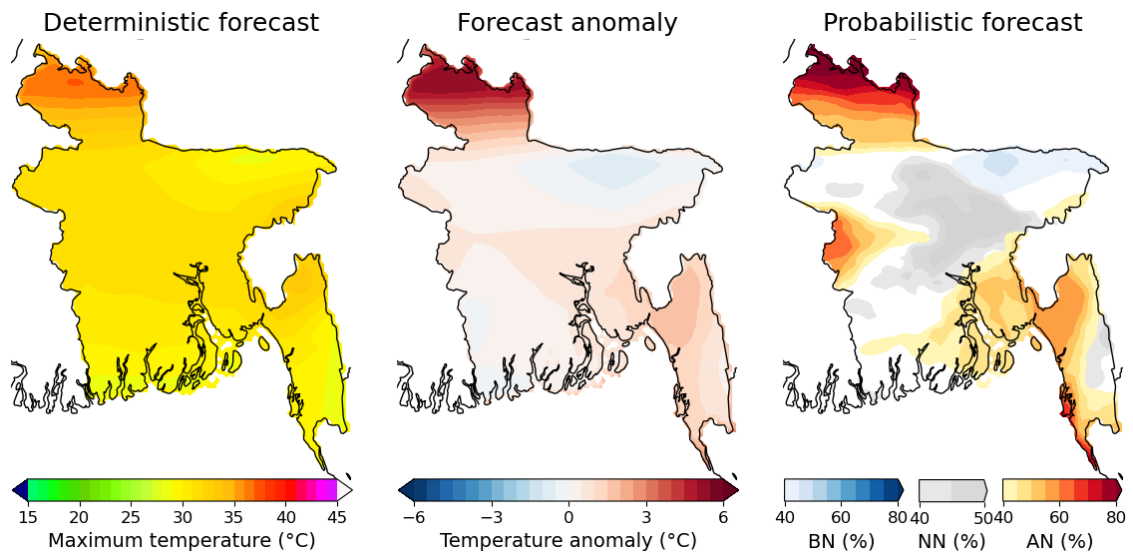
- Add here the text for guidance.

## 2. Weather Forecast for week 2 (Period: 07.07.2023 to 13.07.2023)

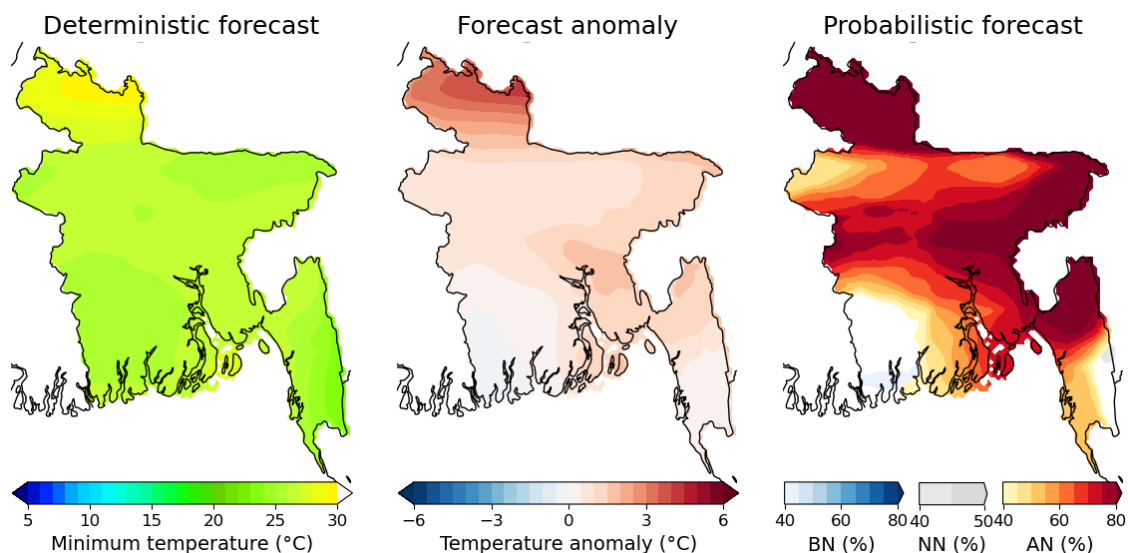
### 2.1 Significant Information

- Add here the text for significant information.

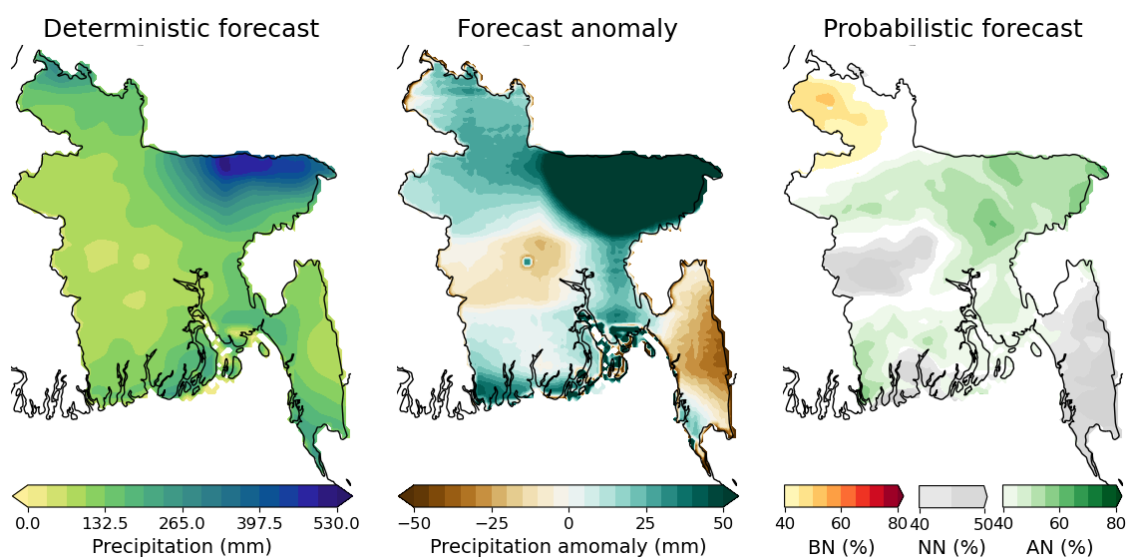
### 2.2 Maximum Temperature



### 2.3 Minimum Temperature



## 2.4 Rainfall



## 2.5 Forecast information at District level

Division	District	Maximum Temperature (°C)			Minimum Temperature (°C)			Rainfall (mm)		
		Deter-ministic	Anomaly	Probabilistic (BN/NN/AN)	Deter-ministic	Anomaly	Probabilistic (BN/NN/AN)	Deter-ministic	Anomaly	Probabilistic (BN/NN/AN)
Dhaka	Dhaka	32	1	14/49/36	27	1	9/13/78	91	-13	33/28/39
	Faridpur	31	1	20/44/35	26	1	22/13/65	68	-13	30/38/31
	Gazipur	31	0	18/53/29	26	1	3/15/82	119	14	32/20/48
	Gopalganj	31	0	27/38/35	26	0	31/16/53	73	-4	27/35/38
	Kishoreganj	31	0	30/47/23	26	1	6/17/77	228	108	25/20/55
	Madaripur	31	1	23/39/38	26	1	27/8/65	84	-5	31/29/39
	Manikganj	32	1	19/43/38	26	1	8/17/75	71	-18	31/44/25
	Munshiganj	32	1	18/43/39	27	1	18/8/74	92	-2	35/20/45
	Narayanganj	32	1	17/44/39	27	2	8/15/77	117	8	36/14/49
	Narsingdi	32	1	17/51/33	26	1	3/14/83	133	28	31/15/54
	Rajbari	31	1	26/37/36	26	1	13/17/70	64	-10	28/48/24
Shariatpur	31	1	22/35/43	26	1	25/8/67	87	2	34/28/39	
Rajshahi	Bogra	31	0	28/39/33	26	1	19/20/60	94	25	27/28/45
	Joypurhat	32	1	28/33/39	27	1	19/21/61	94	25	39/24/37
	Naogaon	31	1	32/32/36	26	1	22/25/53	82	19	36/26/38
	Natore	31	0	29/32/39	26	1	13/16/71	83	15	24/30/47
	Nawabganj	31	1	33/32/35	26	1	25/26/49	71	12	32/31/37
	Pabna	31	0	31/26/44	26	1	8/18/75	75	-1	28/38/34
	Rajshahi	31	0	27/33/40	26	1	16/18/66	72	14	24/32/44

Jointly prepared by BMD, DAE, Weather Impact-Netherlands, Wageningen Environmental Research and Digital Innovation for Impact (Dii-Dhaka) under BWCSR (Component-C), supported by World Bank

Rangpur	Sirajganj	31	0	27/42/31	26	1	12/16/72	97	10	28/28/44
	Dinajpur	34	3	8/36/56	28	3	1/6/93	124	19	45/17/38
	Gaibandha	32	1	23/30/47	27	2	6/11/83	115	26	31/31/38
	Kurigram	35	4	3/31/65	29	3	0/0/100	146	17	34/32/34
	Lalmonirhat	36	5	0/24/76	29	4	0/0/100	168	16	37/30/34
	Nilphamari	37	5	0/27/73	29	4	0/0/100	173	24	41/26/33
	Panchagarh	36	5	0/13/87	28	3	0/0/100	227	10	38/30/32
	Rangpur	34	3	6/36/58	28	3	0/2/98	134	24	42/23/35
Mymen-singh	Thakurgaon	36	5	0/31/69	28	3	0/0/100	152	1	48/15/37
	Jamalpur	31	0	29/41/30	26	1	17/14/69	130	33	26/28/46
	Mymen-singh	31	0	33/44/22	26	1	16/14/70	224	99	22/27/51
	Netrakona	30	-1	43/34/23	26	1	17/18/64	383	240	13/36/51
Chitta-gong	Sherpur	31	0	33/36/31	26	1	14/15/71	183	60	25/31/44
	Bandarban	29	1	26/32/42	24	0	29/30/42	133	-19	20/52/28
	Brahamanbaria	32	1	18/46/36	26	1	2/9/89	140	36	30/19/51
	Chandpur	32	1	24/26/50	27	1	20/8/72	100	12	37/22/42
	Chittagong	31	1	15/32/53	26	1	17/15/68	138	-18	22/43/35
	Comilla	32	1	22/30/47	27	2	10/13/77	134	22	33/22/44
	Cox's Bazar	29	1	11/31/58	25	0	38/10/52	187	1	17/48/35
	Feni	32	1	21/26/53	26	1	10/11/79	162	9	30/29/41
	Khagrachhari	33	2	13/32/56	26	1	2/5/93	125	-13	24/39/36
	Lakshmipur	31	1	34/16/50	26	1	23/10/67	131	21	38/17/45
Khulna	Noakhali	30	1	27/25/48	27	1	18/10/72	132	16	31/25/44
	Rangamati	31	1	18/39/43	25	1	11/17/72	92	-28	19/47/34
	Bagerhat	30	0	31/32/37	26	0	38/24/38	103	10	20/41/39
	Chuadanga	31	1	28/16/55	26	1	18/13/69	71	-6	24/49/28
	Jessore	31	0	28/38/33	26	0	30/31/39	75	-7	31/34/35
	Jhenaidah	31	0	30/29/41	26	0	19/20/61	68	-9	24/52/24
	Khulna	30	0	32/32/36	26	0	38/28/33	99	12	20/36/44
	Kushtia	32	1	33/12/55	26	1	12/12/76	67	-1	25/41/34
	Magura	31	0	25/41/33	26	0	19/21/60	71	-12	25/52/24
Barisal	Meherpur	32	1	26/12/62	26	1	16/5/79	67	-6	25/45/30
	Narail	31	0	29/37/33	26	0	30/24/46	68	-6	27/37/37
	Satkhira	30	0	34/32/34	26	0	39/28/32	95	17	19/32/49
	Barguna	29	0	35/27/38	26	0	36/16/48	146	10	20/42/38
	Barisal	31	0	33/23/43	26	1	30/13/57	110	11	26/31/43
	Bhola	30	1	37/16/47	27	1	26/8/66	160	-2	27/32/41
	Jhalokati	30	0	32/23/45	26	0	34/14/52	116	5	25/29/46
	Patuakhali	29	0	37/21/42	26	1	32/13/55	177	10	23/36/41
Sylhet	Pirojpur	30	0	31/28/41	26	0	36/18/46	101	2	24/33/43
	Habiganj	31	0	30/37/33	26	1	2/8/90	196	85	20/30/50
	Maulvibazar	32	0	31/30/39	26	1	0/4/96	188	84	29/18/53
	Sunamganj	29	0	43/30/27	25	1	10/20/71	423	264	19/26/55
	Sylhet	30	0	41/27/32	26	1	1/10/89	371	226	31/14/55

## 2.6 Guidance

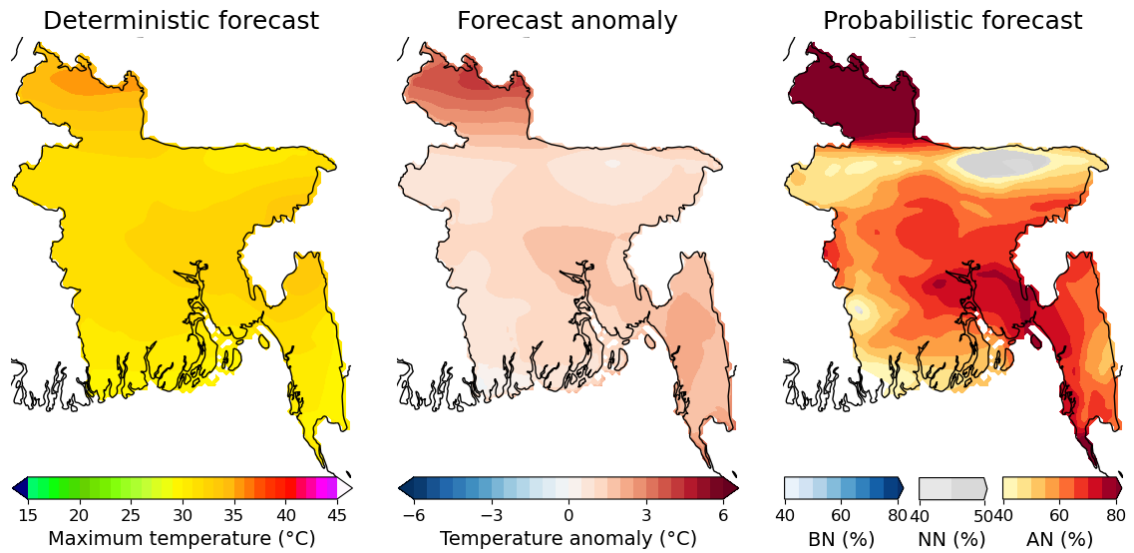
- Add here the text for guidance.

## 3. Weather Outlook for week 3+4 (Period: 14.07.2023 to 27.07.2023)

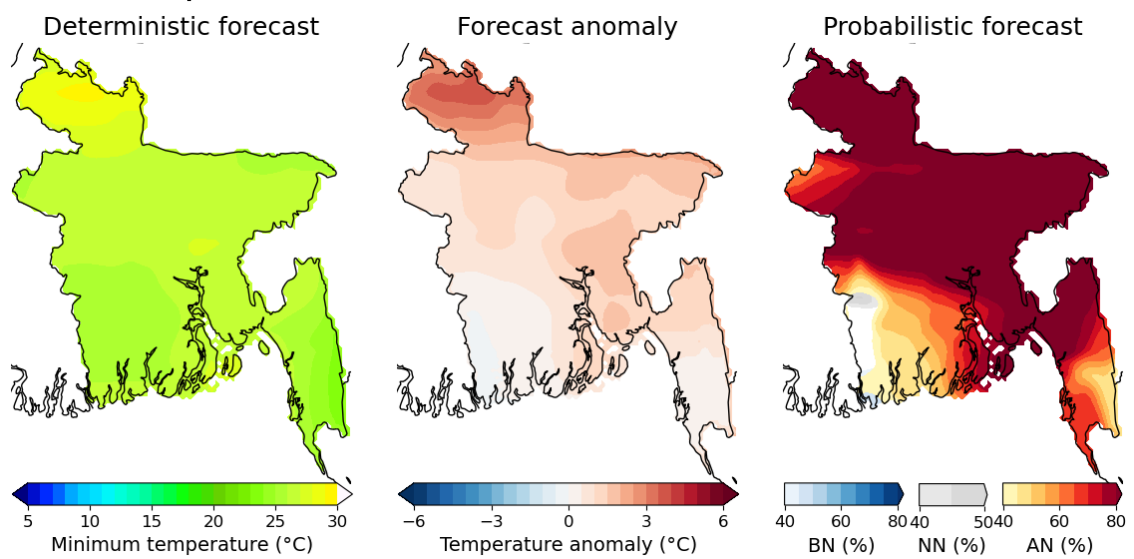
### 3.2 Significant Information

- Add here the text for significant information.

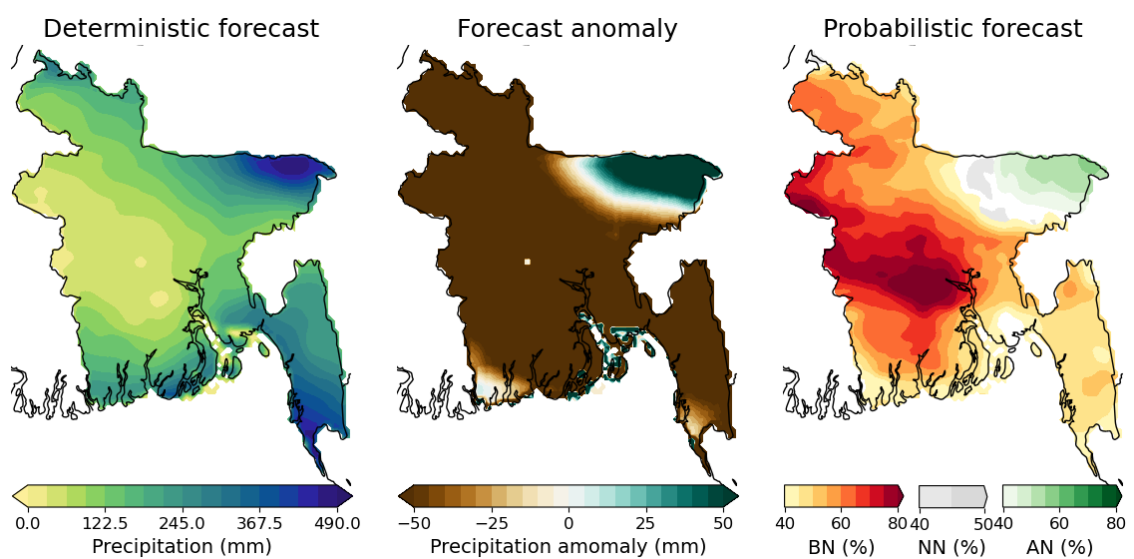
### 3.2 Maximum Temperature



### 3.3 Minimum Temperature



### 3.4 Rainfall



### 3.5 Forecast information at District level

Division	District	Maximum Temperature (°C)	Minimum Temperature (°C)	Rainfall (mm)
----------	----------	--------------------------	--------------------------	---------------



		Deter- ministic	Anomaly	Probabilistic (BN/NN/AN)	Deter- ministic	Anomaly	Probabilistic (BN/NN/AN)	Deter- ministic	Anomaly	Probabilistic (BN/NN/AN)
Dhaka	Dhaka	32	2	3/29/68	27	1	3/8/88	65	-110	72/27/1
	Faridpur	32	1	4/31/65	26	1	12/11/77	43	-141	84/15/1
	Gazipur	32	1	3/32/65	27	1	0/7/93	83	-76	62/31/7
	Gopalganj	31	1	9/25/67	26	0	18/21/61	45	-122	78/19/3
	Kishoreganj	32	1	8/32/60	27	1	0/10/90	156	-34	38/39/23
	Madaripur	32	1	7/20/72	26	1	14/15/70	38	-140	81/15/4
	Manikganj	32	2	3/29/68	26	1	3/11/86	52	-122	75/24/1
	Munshiganj	32	2	4/28/69	27	1	9/4/87	78	-104	74/24/2
	Narayanganj	32	2	3/29/68	27	2	3/9/88	91	-87	64/34/2
	Narsingdi	32	1	3/30/67	27	2	0/5/95	103	-62	58/35/7
Rajshahi	Bogra	32	1	6/45/49	27	1	8/11/81	86	-86	57/26/17
	Joypurhat	32	1	6/40/54	27	2	7/11/82	84	-82	61/21/18
	Naogaon	32	1	9/43/48	26	1	12/15/73	58	-93	64/22/13
	Natore	32	1	8/37/55	27	1	5/10/84	55	-92	66/28/6
	Nawabganj	31	1	19/32/49	26	1	16/17/67	34	-102	73/18/10
	Pabna	32	1	8/29/63	27	1	3/13/84	44	-104	71/24/5
	Rajshahi	31	1	8/42/50	26	1	9/13/78	36	-107	72/22/6
	Sirajganj	32	1	7/31/62	26	1	3/11/85	63	-96	63/26/11
Rangpur	Dinajpur	34	3	3/6/91	28	3	0/1/99	104	-100	61/18/21
	Gaibandha	33	2	4/23/74	27	2	1/5/95	119	-72	58/20/22
	Kurigram	34	3	0/5/94	28	3	0/0/100	167	-70	52/29/19
	Lalmonirhat	35	4	0/3/97	29	3	0/0/100	183	-84	53/23/24
	Nilphamari	35	4	0/3/97	29	4	0/0/100	161	-84	56/17/28
	Panchagarh	35	3	0/3/97	28	3	0/0/100	219	-109	49/23/27
	Rangpur	34	3	2/5/93	28	3	0/0/100	138	-86	57/25/18
	Thakurgaon	34	3	1/3/96	28	3	0/0/100	123	-120	62/13/25
Mymen- singh	Jamalpur	32	1	6/36/58	27	1	2/12/86	118	-63	53/22/25
	Mymen- singh	32	1	7/40/53	27	2	1/14/85	150	-37	44/33/24
	Netrakona	31	1	11/49/39	27	2	0/18/82	230	19	26/39/35
	Sherpur	32	1	6/37/57	27	2	1/11/88	145	-46	48/25/27
Chitta- gong	Bandarban	30	2	9/29/62	24	0	19/25/56	341	-62	47/27/26
	Brahamanba ria	32	1	3/30/67	27	2	0/3/97	119	-61	54/33/12
	Chandpur	32	2	9/18/73	27	1	10/6/84	138	-87	60/29/12
	Chittagong	31	2	7/23/71	26	1	10/12/78	284	-101	47/26/27
	Comilla	32	1	7/22/71	27	2	4/8/88	153	-72	54/31/15
	Cox's Bazar	30	2	6/21/73	25	0	25/8/67	398	-60	47/23/30
	Feni	32	2	10/15/75	26	1	5/6/89	267	-95	46/30/24
	Khagrachha ri	33	2	6/27/67	26	1	1/6/93	228	-95	51/24/24
	Lakshmi- pur	31	1	20/10/69	27	1	13/11/76	165	-78	46/32/22
	Noakhali	31	1	21/10/70	27	1	12/6/82	175	-66	40/33/27
Rangamati	31	2	9/29/62	25	1	8/17/75	221	-94	47/28/25	
Khulna	Bagerhat	31	1	24/22/54	26	0	35/16/49	141	-78	58/24/18
	Chuadanga	32	1	9/30/62	26	1	9/21/70	34	-111	75/22/4
	Jessore	31	1	14/35/50	26	0	22/39/39	77	-112	64/22/14
	Jhenaidah	32	1	9/33/57	26	0	10/29/61	42	-112	74/23/3
	Khulna	31	1	23/25/52	26	0	35/19/46	140	-71	58/22/20
	Kushtia	32	1	8/32/59	26	1	5/10/85	39	-98	72/25/3
	Magura	32	1	5/34/61	26	1	11/21/68	41	-135	79/19/2
	Meherpur	32	1	7/27/66	26	1	7/12/80	21	-120	77/20/3
	Narail	31	1	10/30/60	26	0	18/26/56	50	-129	70/26/4
	Satkhira	30	0	28/28/45	26	0	38/27/34	158	-40	50/26/24
Barisal	Barguna	30	1	29/21/50	26	0	32/16/53	212	-78	53/26/21
	Barisal	31	1	14/21/65	26	1	18/18/63	93	-96	56/31/13
	Bhola	30	1	24/20/55	27	1	15/9/75	196	-96	45/32/22
	Jhalokati	31	1	17/23/60	26	1	24/17/58	108	-98	59/25/16
	Patuakhali	30	1	28/20/53	26	1	22/13/64	233	-90	48/29/23
	Pirojpur	31	1	17/24/59	26	0	29/17/54	105	-100	65/22/13
Sylhet	Habiganj	33	1	9/30/62	27	1	0/1/99	156	-25	37/33/30
	Maulvibazar	33	1	9/30/61	27	1	0/1/99	198	9	38/22/40
	Sunamganj	31	1	12/48/40	26	2	0/11/89	351	78	26/26/48

	Sylhet	31	1	10/42/48	26	2	0/1/99	407	121	36/11/52
--	--------	----	---	----------	----	---	--------	-----	-----	----------

### 3.6 Guidance

- Add here the text for guidance.

#### Forecast legend

Rainfall category	Amounts of rainfall
<ul style="list-style-type: none"> <li>• Light rain</li> <li>• Moderate rain</li> <li>• Moderately Heavy</li> <li>• Heavy rain</li> <li>• Very heavy rain</li> </ul>	2-20 mm/day 22-22 mm/day 23-43 mm/day Heavy rain: 44-88 mm/day Very heavy rain: $\geq 89$ mm/day
Probabilistic values <ul style="list-style-type: none"> <li>• AN (%)</li> <li>• NN (%)</li> <li>• BN (%)</li> </ul>	This value represents the chance that the forecast will with respect to the climatology, divided into three categories: Above normal (likelihood in percent) Near normal (likelihood in percent) Below normal (likelihood in percent)
<ul style="list-style-type: none"> <li>• Anomaly</li> </ul>	The difference between the deterministic value and the climatology (Climatology = Deterministic - Anomaly)