



Weather Impact

WAGENINGEN  
UNIVERSITY & RESEARCH



Issue Date: 14 July 2023

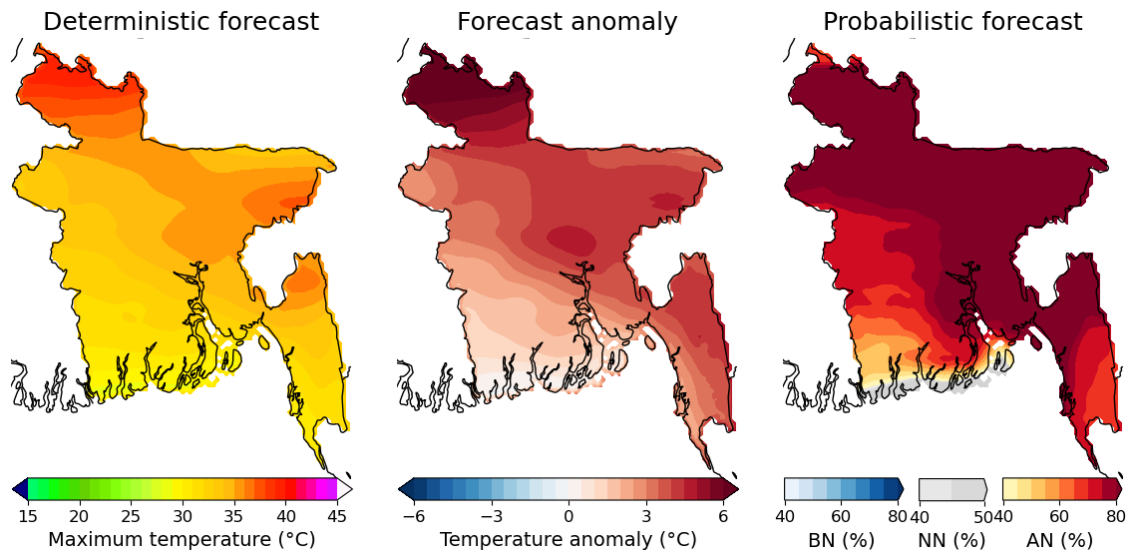
## Subject: Experimental Sub-seasonal forecast for Bangladesh during 14.07.2023 to 10.08.2023

### 1. Weather Forecast for week 1 (Period: 14.07.2023 to 20.07.2023)

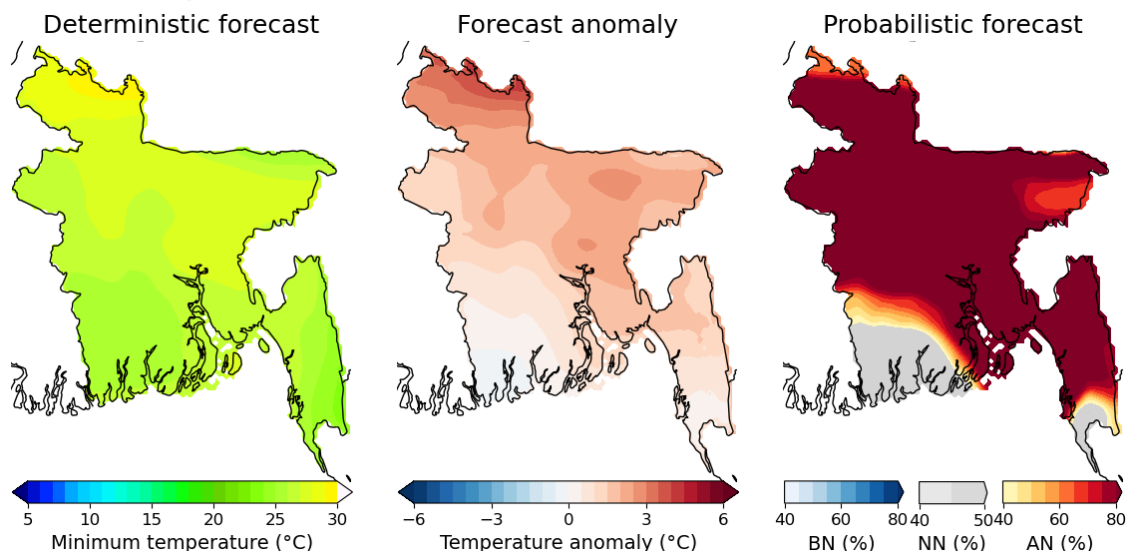
#### 1.1 Significant Information

- Add here the text for significant information.

#### 1.2 Maximum Temperature

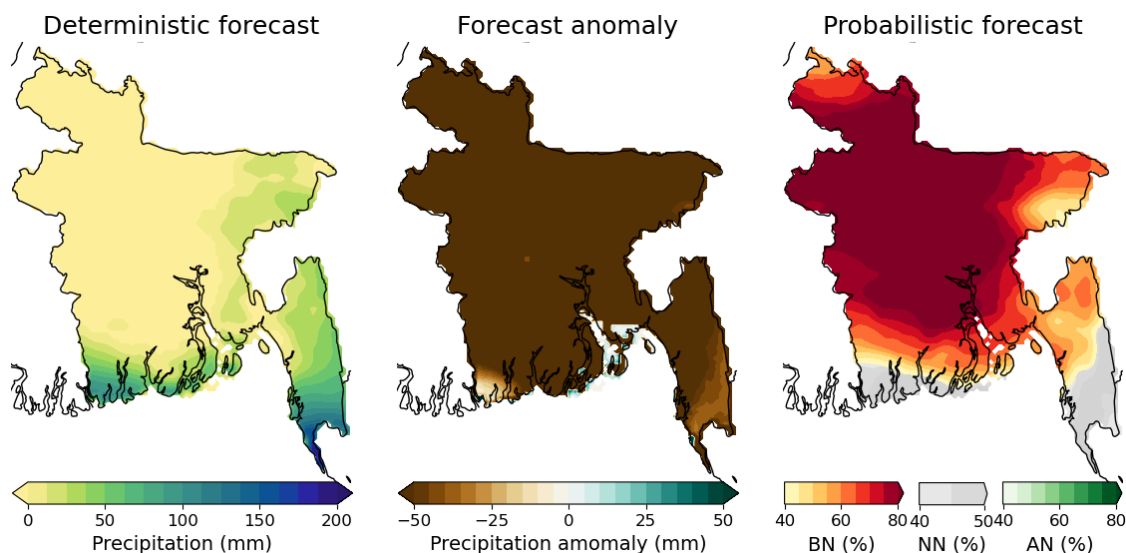


#### 1.3 Minimum Temperature



#### 1.4 Rainfall

Jointly prepared by BMD, DAE, Weather Impact-Netherlands, Wageningen Environmental Research and Digital Innovation for Impact (Dii-Dhaka) under BWCSR (Component-C), supported by World Bank



### 1.5 Forecast information at District level

Division	District	Maximum Temperature (°C)			Minimum Temperature (°C)			Rainfall (mm)		
		Deter- ministic	Anomaly	Probabilistic (BN/NN/AN)	Deter- ministic	Anomaly	Probabilistic (BN/NN/AN)	Deter- ministic	Anomaly	Probabilistic (BN/NN/AN)
Dhaka	Dhaka	35	4	2/17/81	27	2	0/5/95	0	-148	87/11/2
	Faridpur	33	3	3/22/75	26	1	0/9/91	0	-166	87/12/1
	Gazipur	35	4	2/14/84	27	2	0/3/97	0	-119	85/12/3
	Gopalganj	32	2	6/20/73	26	1	2/23/75	0	-153	85/14/1
	Kishoreganj	35	4	2/6/92	28	2	0/9/91	9	-95	77/20/3
	Madaripur	33	3	5/14/81	26	1	1/10/88	0	-167	89/10/1
	Manikganj	35	4	2/20/77	27	2	0/10/90	0	-160	85/11/3
	Munshiganj	35	4	2/14/83	27	2	0/3/97	0	-143	88/11/0
	Narayanganj	35	5	2/12/86	28	2	0/2/98	0	-127	84/15/1
	Narsingdi	35	4	2/8/89	28	2	0/3/97	3	-91	83/16/1
	Rajbari	34	3	2/23/75	26	1	0/11/89	0	-153	85/12/3
Shariatpur	34	3	4/10/86	26	1	0/5/95	0	-146	87/13/1	
Rajshahi	Bogra	35	4	2/9/89	27	2	0/8/92	0	-131	91/8/1
	Joypurhat	35	4	2/10/88	27	2	1/11/89	0	-122	93/7/0
	Naogaon	34	4	3/12/84	27	2	1/12/87	0	-132	90/9/0
	Natore	34	3	3/19/78	27	2	0/5/95	0	-152	84/13/3
	Nawabganj	33	3	9/10/81	26	1	1/12/87	0	-143	86/12/2
	Pabna	34	4	3/22/75	27	2	0/11/89	0	-163	84/11/4
	Rajshahi	34	3	4/19/77	27	1	0/6/94	0	-137	82/16/2
	Sirajganj	34	4	2/16/81	27	2	0/5/95	0	-169	86/10/3
Rangpur	Dinajpur	37	6	1/5/94	28	3	0/2/98	0	-161	82/17/1
	Gaibandha	36	5	1/5/94	28	2	0/4/96	0	-145	93/7/0
	Kurigram	37	5	0/7/93	29	3	0/10/90	0	-181	86/13/1
	Lalmonirhat	38	6	0/9/91	29	4	0/16/84	0	-171	75/22/3
	Nilphamari	39	7	0/5/95	29	3	0/11/89	0	-164	70/26/4
	Panchagarh	39	7	0/20/80	29	3	0/31/69	0	-176	61/33/6
	Rangpur	37	5	0/4/96	28	3	0/2/98	0	-174	86/14/0
Thakurgaon	38	7	0/7/93	28	3	0/7/93	0	-154	72/23/5	
Mymen- singh	Jamalpur	35	4	2/6/93	27	2	0/4/96	0	-139	92/7/0
	Mymen- singh	35	4	2/8/90	27	2	0/5/95	0	-134	88/10/2
	Netrakona	35	4	2/7/90	27	3	0/11/89	0	-144	83/15/3
	Sherpur	35	4	2/5/94	27	2	0/2/98	0	-142	92/8/0
Chitta- gong	Bandarban	32	4	4/27/69	24	1	5/33/62	82	-45	31/50/19
	Brahamanba ria	35	4	2/6/92	27	2	0/4/96	14	-68	77/20/3
	Chandpur	34	4	3/10/87	27	2	0/5/95	0	-111	80/19/1
	Chittagong	33	3	1/14/85	26	1	1/6/93	19	-100	53/34/13
	Comilla	35	4	2/8/89	27	2	0/4/96	7	-84	74/23/3
	Cox's Bazar	31	3	2/24/74	26	0	6/45/50	110	-55	28/48/24
	Feni	34	4	1/4/95	27	2	0/2/98	0	-153	61/30/9
Khagrachha ri	36	4	1/9/90	26	2	0/2/98	25	-93	57/32/12	

Khulna	Lakshmipur	33	3	5/12/83	27	2	0/6/94	7	-98	74/21/5
	Noakhali	32	2	3/19/78	27	2	0/5/95	17	-80	65/28/7
	Rangamati	34	4	1/18/80	25	1	0/13/87	38	-61	47/40/13
	Bagerhat	31	1	13/32/54	25	0	9/64/26	25	-87	54/37/10
	Chuadanga	33	2	5/22/73	26	1	0/10/89	0	-103	78/19/2
	Jessore	32	2	10/21/70	26	1	4/37/59	0	-122	76/15/8
	Jhenaidah	32	2	5/22/73	26	1	1/15/83	0	-111	80/17/3
	Khulna	31	1	14/30/56	25	0	11/64/26	25	-79	55/33/13
	Kushtia	33	3	4/23/73	27	1	0/11/89	0	-136	82/15/3
	Magura	33	3	4/24/72	26	1	1/12/87	0	-150	83/16/1
	Meherpur	33	3	5/22/73	26	1	0/8/92	0	-115	79/19/2
Barisal	Narail	32	2	7/23/70	26	1	3/25/72	0	-129	82/17/2
	Satkhira	31	1	16/31/53	25	0	12/69/19	38	-63	45/36/19
	Barguna	30	1	14/30/56	26	0	7/68/25	21	-122	48/43/9
	Barisal	32	2	7/13/80	26	1	1/19/80	0	-121	79/18/3
	Bhola	31	1	9/29/61	27	1	0/13/87	26	-107	61/29/9
	Jhalokati	32	2	11/17/72	26	1	3/45/51	0	-121	70/25/6
Sylhet	Patuakhali	30	1	12/30/58	26	1	2/50/48	32	-116	53/36/11
	Pirojpur	32	2	11/22/67	25	0	6/57/36	2	-116	70/25/5
	Habiganj	36	4	2/6/93	27	2	0/23/77	16	-71	60/32/8
	Maulvibazar	37	4	1/5/94	27	2	0/30/70	24	-61	50/37/13
	Sunamganj	35	4	2/6/93	27	2	0/11/89	10	-121	74/22/4
Sylhet	35	4	1/5/94	26	2	0/15/85	9	-107	64/32/4	

## 1.6 Guidance

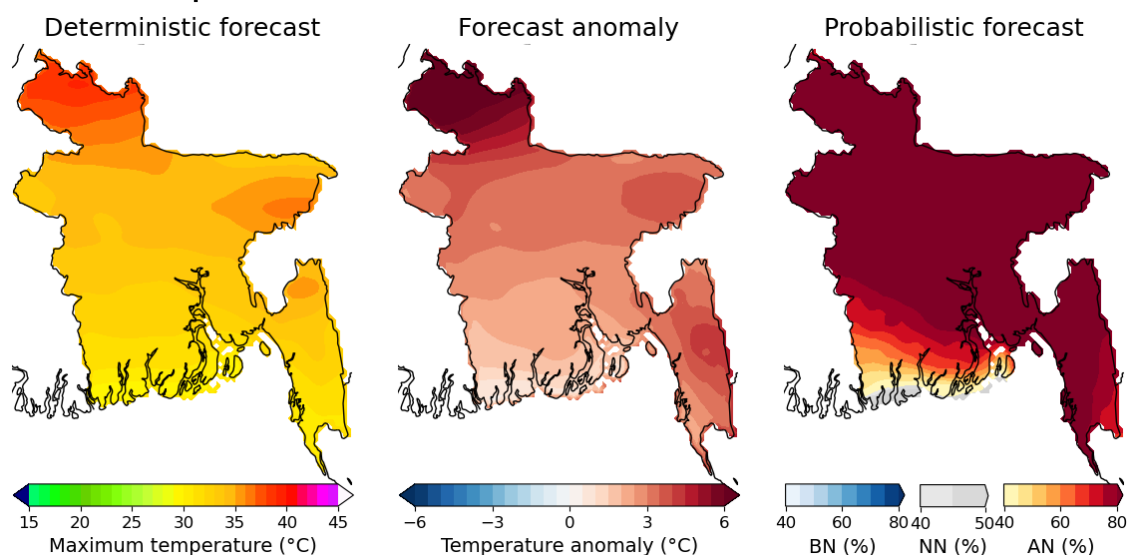
- Add here the text for guidance.

## 2. Weather Forecast for week 2 (Period: 21.07.2023 to 27.07.2023)

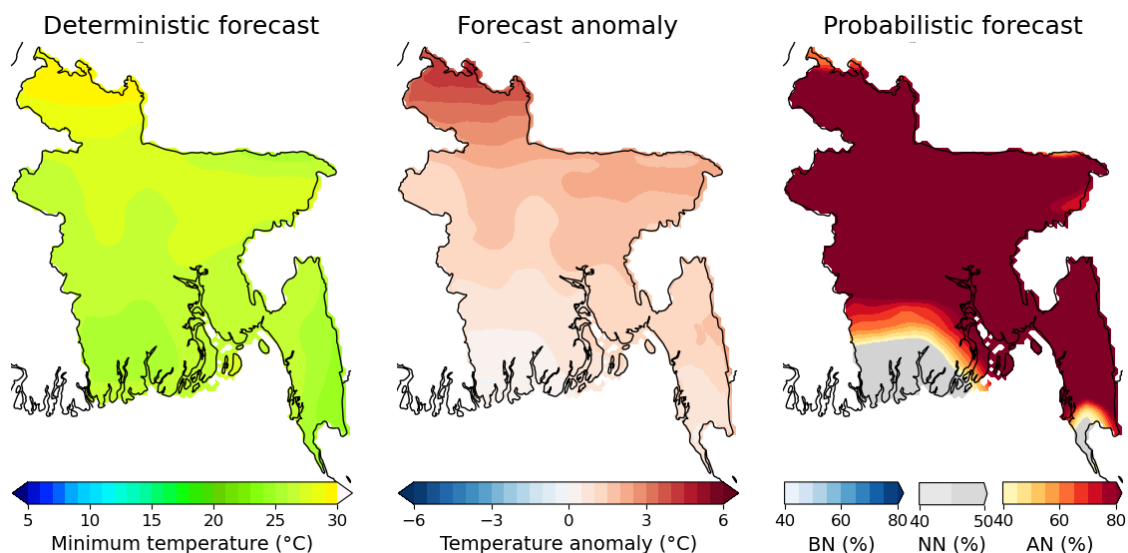
### 2.1 Significant Information

- Add here the text for significant information.

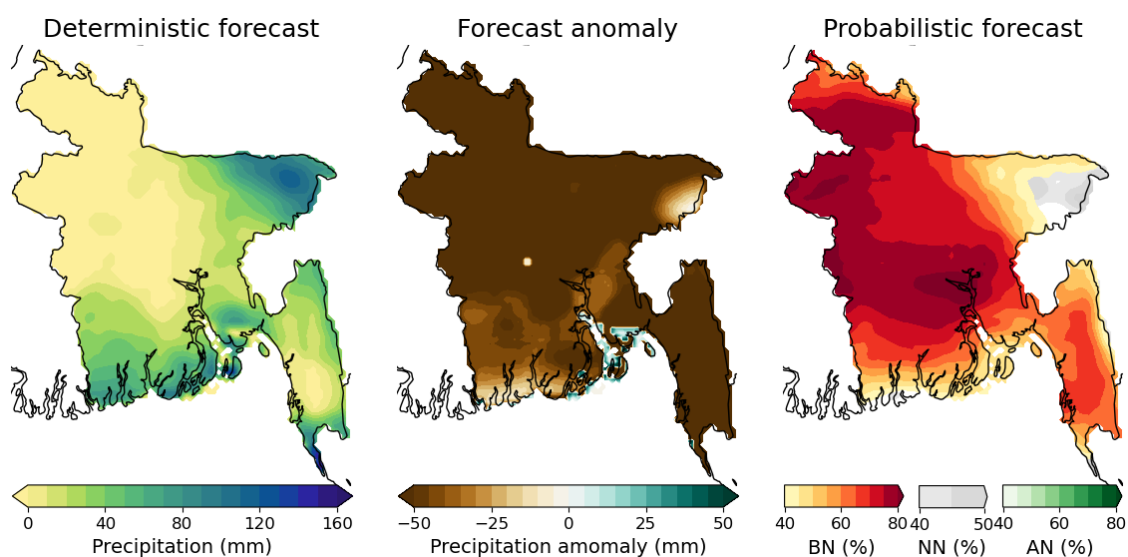
### 2.2 Maximum Temperature



### 2.3 Minimum Temperature



## 2.4 Rainfall



## 2.5 Forecast information at District level

Division	District	Maximum Temperature (°C)			Minimum Temperature (°C)			Rainfall (mm)		
		Deter-ministic	Anomaly	Probabilistic (BN/NN/AN)	Deter-ministic	Anomaly	Probabilistic (BN/NN/AN)	Deter-ministic	Anomaly	Probabilistic (BN/NN/AN)
Dhaka	Dhaka	34	3	3/9/88	27	2	1/4/95	2	-68	76/19/5
	Faridpur	33	3	5/9/87	26	1	4/5/91	0	-62	79/14/6
	Gazipur	34	3	1/9/90	27	2	0/5/95	4	-63	74/22/4
	Gopalganj	32	2	7/11/82	26	1	6/18/76	6	-55	78/11/10
	Kishoreganj	35	3	2/13/85	27	2	0/6/94	25	-73	60/31/9
	Madaripur	33	2	6/9/84	26	1	5/10/85	0	-63	80/11/10
	Manikganj	34	3	3/10/88	27	1	1/4/95	0	-62	76/20/4
	Munshiganj	33	3	4/10/86	27	1	2/5/94	6	-55	80/11/9
	Narayanganj	34	3	3/10/87	27	2	0/5/95	9	-64	77/15/8
	Narsingdi	34	3	1/8/91	27	2	0/3/97	15	-63	73/19/8
	Rajbari	34	3	4/10/86	27	1	2/5/93	0	-58	77/20/4
Rajshahi	Shariatpur	33	2	6/9/85	26	1	4/7/90	10	-47	81/8/11
	Bogra	35	4	1/8/91	27	2	1/8/90	0	-84	74/21/5
	Joypurhat	35	4	2/7/91	28	2	3/7/91	0	-79	76/16/8
	Naogaon	35	4	2/10/87	27	2	4/8/88	0	-67	78/15/6
	Natore	34	3	2/9/89	27	2	0/8/92	0	-67	76/19/5
	Nawabganj	34	3	3/11/85	27	1	4/12/84	0	-66	79/16/5
	Pabna	34	3	3/10/86	27	2	0/5/95	0	-61	75/20/5
Rajshahi	34	3	3/10/87	27	1	1/9/90	0	-67	78/17/5	

Jointly prepared by BMD, DAE, Weather Impact-Netherlands, Wageningen Environmental Research and Digital Innovation for Impact (Dii-Dhaka) under BWCSR (Component-C), supported by World Bank

Rangpur	Sirajganj	34	3	2/9/90	27	2	0/7/93	0	-65	73/23/4
	Dinajpur	37	6	0/2/97	29	3	0/3/97	0	-93	76/17/7
	Gaibandha	36	4	1/5/94	28	2	0/5/95	0	-89	74/19/7
	Kurigram	37	5	0/3/97	29	3	0/6/94	0	-99	69/21/10
	Lalmonirhat	38	6	0/4/96	29	4	0/10/90	0	-112	66/22/11
	Nilphamari	39	7	0/3/97	30	4	0/6/94	0	-119	71/19/10
	Panchagarh	38	7	0/10/90	29	4	0/21/79	0	-166	64/23/13
	Rangpur	37	6	0/2/97	29	3	0/3/97	0	-103	78/14/8
Mymen-singh	Thakurgaon	38	6	0/2/98	29	4	0/3/97	0	-134	69/19/12
	Jamalpur	35	4	1/7/92	27	2	1/6/93	0	-72	72/24/4
	Mymen-singh	35	3	1/12/86	27	2	0/6/94	10	-59	67/27/5
	Netrakona	35	3	3/13/84	27	2	1/9/90	35	-65	52/39/9
Chittagong	Sherpur	35	4	1/8/91	27	2	0/6/94	5	-70	69/26/5
	Bandarban	32	3	3/20/78	25	1	4/18/79	19	-109	65/23/12
	Brahamanbaria	34	3	2/9/89	27	2	0/2/98	21	-56	65/24/11
	Chandpur	33	3	5/10/84	26	1	2/7/91	22	-39	77/10/13
	Chittagong	33	3	2/9/88	26	1	2/5/93	14	-103	62/24/14
	Comilla	34	3	3/12/85	27	1	0/6/94	19	-52	72/14/13
	Cox's Bazar	31	3	2/11/87	26	1	7/35/58	49	-100	59/27/14
	Feni	34	3	2/10/88	26	1	0/6/94	40	-90	62/22/16
	Khagrachhari	35	3	2/9/90	26	1	0/1/99	28	-81	59/27/15
	Lakshmipur	32	2	6/11/83	26	1	4/8/88	42	-50	65/21/14
Khulna	Noakhali	32	2	4/16/80	27	1	3/7/90	51	-52	56/25/18
	Rangamati	33	4	2/14/83	26	1	0/4/96	31	-77	56/29/15
	Bagerhat	31	2	12/29/59	26	0	15/52/34	42	-35	61/24/16
	Chuadanga	34	3	4/14/82	26	1	3/9/88	0	-73	80/13/6
	Jessore	33	2	5/19/75	26	1	8/16/76	23	-45	76/14/10
	Jhenaidah	33	3	4/15/81	27	1	4/9/87	3	-59	78/15/8
	Khulna	31	2	12/28/61	26	0	14/47/39	43	-41	64/21/15
	Kushtia	34	3	4/11/86	27	1	1/6/94	0	-61	77/18/5
	Magura	33	3	4/13/83	26	1	5/6/89	5	-57	78/13/8
Barisal	Meherpur	34	3	3/12/84	27	1	2/8/91	0	-76	81/14/5
	Narail	33	2	7/14/80	26	1	6/16/78	19	-46	78/11/11
	Satkhira	31	2	12/32/55	26	0	15/49/36	43	-37	59/24/17
	Barguna	31	2	15/29/56	26	0	15/57/28	50	-35	54/30/16
	Barisal	32	2	8/11/80	26	1	6/21/73	18	-44	73/15/13
	Bhola	31	2	11/24/66	27	1	6/18/76	57	-50	53/28/18
	Jhalokati	32	2	10/15/75	26	1	8/40/52	23	-47	70/18/12
	Patuakhali	31	2	13/27/60	26	1	11/43/45	59	-44	55/28/17
Sylhet	Pirojpur	32	2	11/17/72	26	0	10/49/41	28	-42	69/19/12
	Habiganj	36	4	1/14/85	27	2	0/10/90	38	-64	44/39/17
	Maulvibazar	36	4	1/14/85	27	2	0/21/79	77	-26	30/42/28
	Sunamganj	34	3	2/13/85	27	2	0/11/89	80	-70	44/43/14
	Sylhet	34	3	1/13/86	27	2	0/12/88	93	-60	40/41/18

## 2.6 Guidance

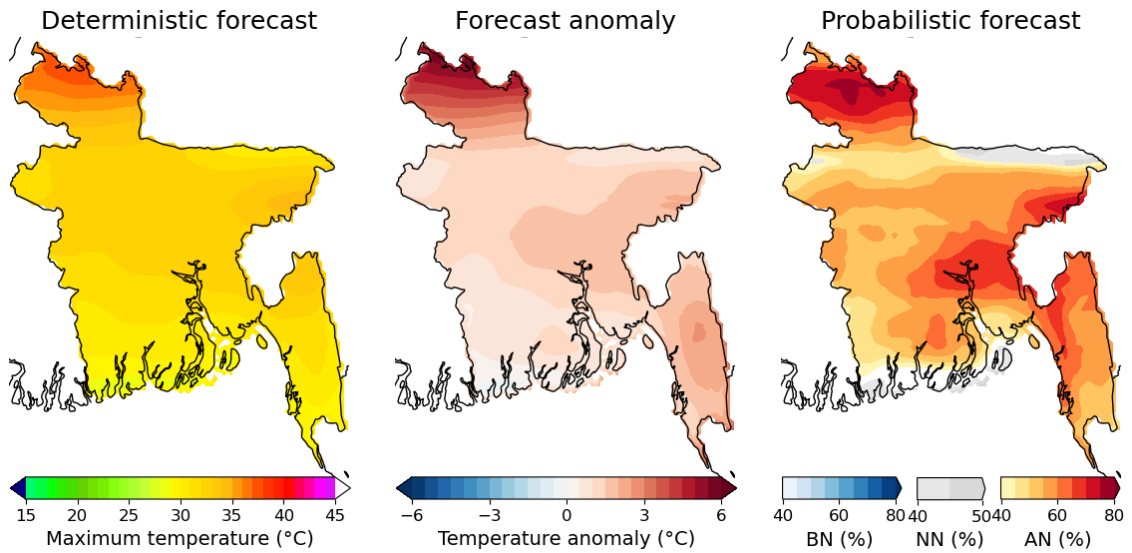
- Add here the text for guidance.

## 3. Weather Outlook for week 3+4 (Period: 28.07.2023 to 10.08.2023)

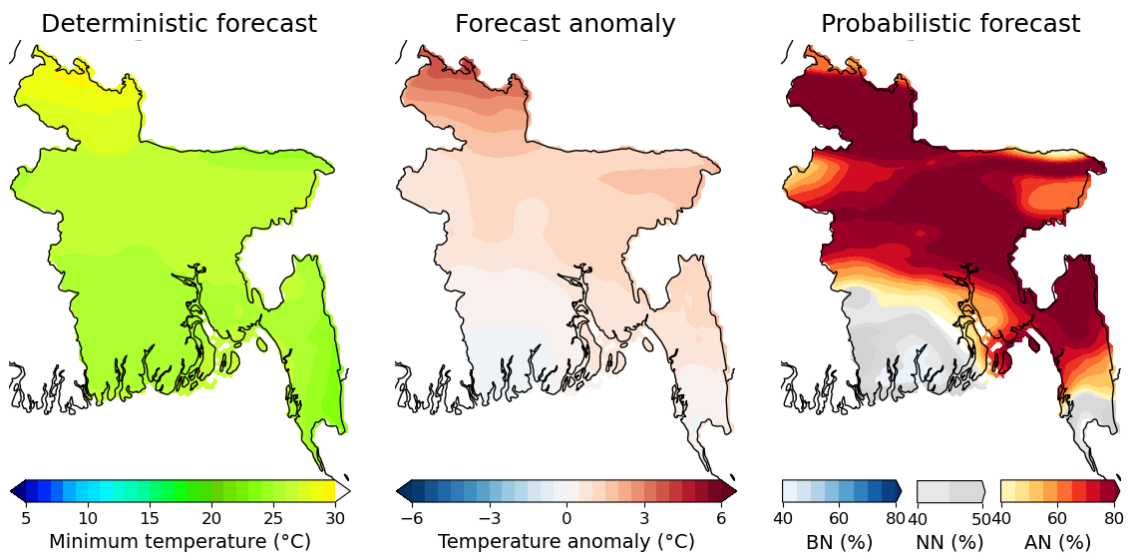
### 3.2 Significant Information

- Add here the text for significant information.

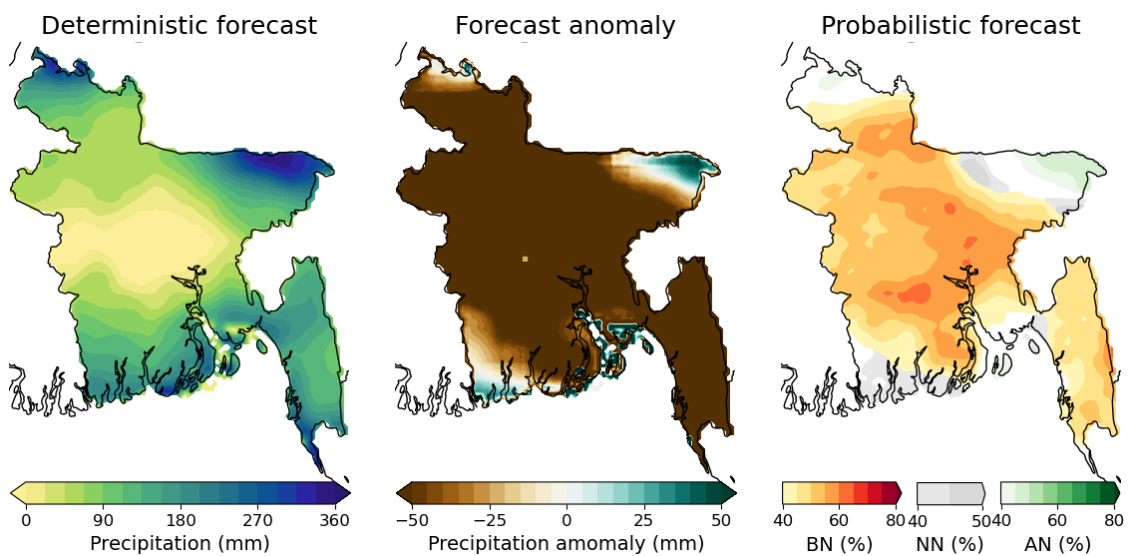
### 3.2 Maximum Temperature



### 3.3 Minimum Temperature



### 3.4 Rainfall



### 3.5 Forecast information at District level

Division	District	Maximum Temperature (°C)	Minimum Temperature (°C)	Rainfall (mm)
----------	----------	--------------------------	--------------------------	---------------



		Deter- ministic	Anomaly	Probabilistic (BN/NN/AN)	Deter- ministic	Anomaly	Probabilistic (BN/NN/AN)	Deter- ministic	Anomaly	Probabilistic (BN/NN/AN)
Dhaka	Dhaka	33	2	10/28/61	26	1	6/13/81	0	-212	56/41/3
	Faridpur	32	1	13/27/60	26	0	11/21/68	0	-161	55/42/3
	Gazipur	33	2	9/32/59	26	1	2/10/87	0	-184	57/39/4
	Gopalganj	31	1	15/26/59	25	0	19/38/44	37	-96	59/34/7
	Kishoreganj	33	2	13/29/58	27	1	3/10/87	71	-114	50/40/11
	Madaripur	32	1	14/23/63	26	0	15/32/53	35	-104	59/35/7
	Manikganj	33	2	10/34/56	26	1	7/16/78	0	-193	53/44/2
	Munshiganj	32	2	12/20/68	26	1	9/15/76	6	-172	58/35/7
	Narayanganj	33	2	11/23/66	26	1	4/13/83	0	-200	59/34/6
	Narsingdi	33	2	10/28/62	26	1	1/12/86	4	-169	58/37/6
	Rajbari	32	1	12/34/54	26	1	9/17/74	0	-155	52/46/3
	Shariatpur	32	1	15/20/66	26	1	13/27/60	43	-112	57/34/9
Rajshahi	Bogra	32	1	12/39/49	27	1	7/18/75	51	-63	54/36/11
	Joypurhat	33	1	10/40/50	27	1	5/15/80	54	-64	52/31/17
	Naogaon	32	1	15/36/49	26	1	7/25/68	54	-66	50/33/17
	Natore	32	1	11/34/55	26	1	5/16/79	22	-104	52/42/6
	Nawabganj	32	1	18/35/47	26	1	9/35/57	54	-62	49/38/14
	Pabna	32	1	10/36/54	26	1	5/17/78	2	-147	51/45/5
	Rajshahi	32	1	14/30/56	26	1	6/20/74	32	-84	50/42/7
	Sirajganj	32	1	10/35/55	26	1	7/12/81	21	-129	54/40/6
Rangpur	Dinajpur	35	3	3/30/67	28	2	0/6/94	93	-76	46/28/26
	Gaibandha	33	2	6/37/56	27	2	2/8/90	53	-77	56/30/14
	Kurigram	35	3	2/30/68	28	3	0/12/88	72	-86	48/36/16
	Lalmonirhat	36	5	0/28/72	29	3	0/15/85	139	-54	37/34/29
	Nilphamari	37	5	0/26/74	29	3	0/11/89	167	-45	36/28/36
	Panchagarh	37	5	0/35/65	29	4	0/30/70	250	-27	33/29/38
	Rangpur	35	3	3/29/69	28	2	0/6/93	71	-82	50/29/21
	Thakurgaon	36	4	0/28/72	28	3	0/8/92	152	-56	38/28/35
Mymen- singh	Jamalpur	33	1	9/40/51	27	1	5/12/83	52	-90	55/35/10
	Mymen- singh	32	1	12/34/54	26	1	5/10/85	52	-116	50/40/9
	Netrakona	32	1	17/35/48	26	1	5/16/80	142	-64	36/42/21
	Sherpur	33	1	9/43/48	27	1	4/15/80	64	-106	54/33/13
Chitta- gong	Bandarban	30	2	12/34/54	24	0	18/40/41	141	-123	49/32/19
	Brahamanba ria	33	2	11/27/63	26	1	1/11/88	40	-133	56/34/11
	Chandpur	32	2	15/20/66	26	1	9/23/69	60	-123	52/34/14
	Chittagong	31	2	12/27/62	26	1	7/19/73	157	-104	42/38/20
	Comilla	32	2	14/19/67	26	1	3/17/80	66	-123	52/33/15
	Cox's Bazar	30	2	11/31/57	25	0	27/42/32	217	-98	44/30/25
	Feni	32	1	13/27/60	26	1	2/20/78	158	-74	42/36/22
	Khagrachha ri	33	2	9/28/64	26	1	1/10/89	147	-86	47/39/15
	Lakshmpur	31	1	18/30/52	26	1	12/31/57	132	-50	41/36/24
	Noakhali	31	1	19/33/48	26	1	9/24/68	139	-32	36/34/30
	Rangamati	32	2	12/29/59	25	1	4/18/78	133	-92	49/38/14
Khulna	Bagerhat	30	1	23/29/47	25	0	36/45/19	126	-38	41/42/17
	Chuadanga	32	1	16/28/55	26	1	8/27/64	5	-152	51/44/6
	Jessore	31	1	18/31/51	26	0	18/45/38	67	-62	52/35/13
	Jhenaidah	32	1	16/30/54	26	0	10/34/57	35	-104	52/42/6
	Khulna	30	1	22/31/47	25	0	32/47/21	125	-34	42/40/18
	Kushtia	32	1	11/34/55	26	1	7/17/76	0	-137	51/43/6
	Magura	32	1	16/28/56	26	0	11/31/58	27	-111	54/41/5
	Meherpur	32	1	14/29/57	26	1	7/18/75	0	-159	48/46/6
	Narail	31	1	17/29/55	26	0	18/39/43	52	-82	58/34/7
	Satkhira	30	0	23/35/43	25	0	32/50/18	136	-13	37/37/26
Barisal	Barguna	30	1	26/30/43	25	0	39/43/19	166	-48	42/39/19
	Barisal	31	1	17/26/57	26	0	21/37/41	106	-52	53/33/14
	Bhola	30	1	21/33/46	26	1	17/35/48	183	-61	42/32/26
	Jhalokati	31	1	18/21/61	25	0	29/45/26	119	-62	55/31/14
	Patuakhali	30	1	24/31/45	26	0	28/46/26	191	-62	47/33/20
	Pirojpur	31	1	19/23/58	25	0	34/44/21	104	-62	49/38/12
Sylhet	Habiganj	33	2	11/26/63	27	1	2/26/72	113	-72	46/38/16
	Maulvibazar	34	2	9/25/66	27	2	1/34/64	149	-40	35/39/26
	Sunamganj	32	1	21/37/42	26	1	5/23/73	258	-18	33/29/38

	Sylhet	32	1	19/39/42	26	2	6/24/70	283	13	27/28/45
--	--------	----	---	----------	----	---	---------	-----	----	----------

### 3.6 Guidance

- Add here the text for guidance.

#### Forecast legend

Rainfall category	Amounts of rainfall
<ul style="list-style-type: none"> <li>• Light rain</li> <li>• Moderate rain</li> <li>• Moderately Heavy</li> <li>• Heavy rain</li> <li>• Very heavy rain</li> </ul>	2-20 mm/day 22-22 mm/day 23-43 mm/day Heavy rain: 44-88 mm/day Very heavy rain: $\geq 89$ mm/day
Probabilistic values <ul style="list-style-type: none"> <li>• AN (%)</li> <li>• NN (%)</li> <li>• BN (%)</li> </ul>	This value represents the chance that the forecast will with respect to the climatology, divided into three categories: Above normal (likelihood in percent) Near normal (likelihood in percent) Below normal (likelihood in percent)
<ul style="list-style-type: none"> <li>• Anomaly</li> </ul>	The difference between the deterministic value and the climatology (Climatology = Deterministic - Anomaly)