



Weather Impact

WAGENINGEN
UNIVERSITY & RESEARCH



Issue Date: 10 October 2023

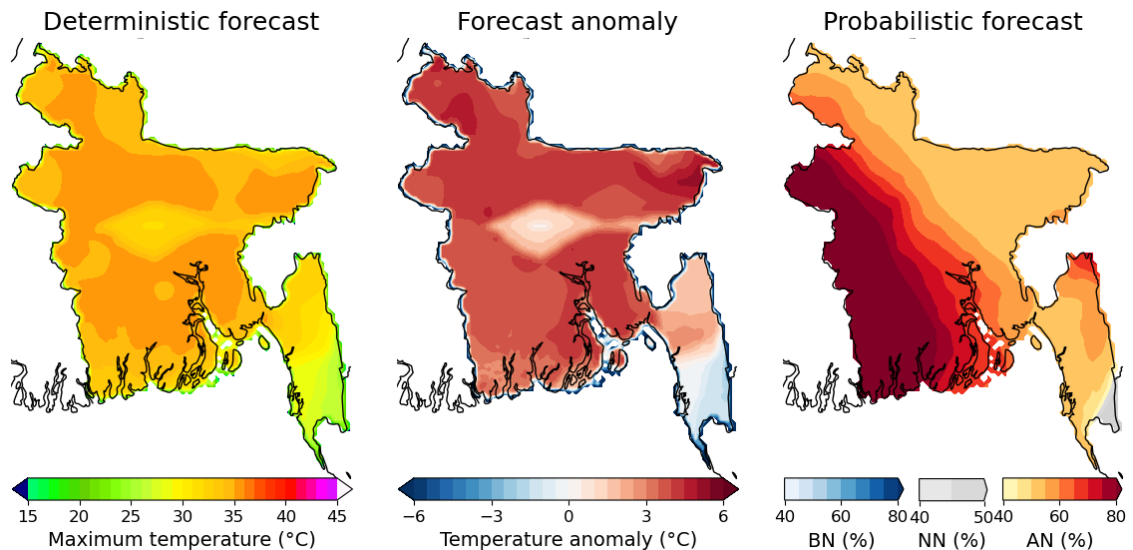
Subject: Experimental Sub-seasonal forecast for Bangladesh during 10.10.2023 to 06.11.2023

1. Weather Forecast for week 1 (Period: 10.10.2023 to 16.10.2023)

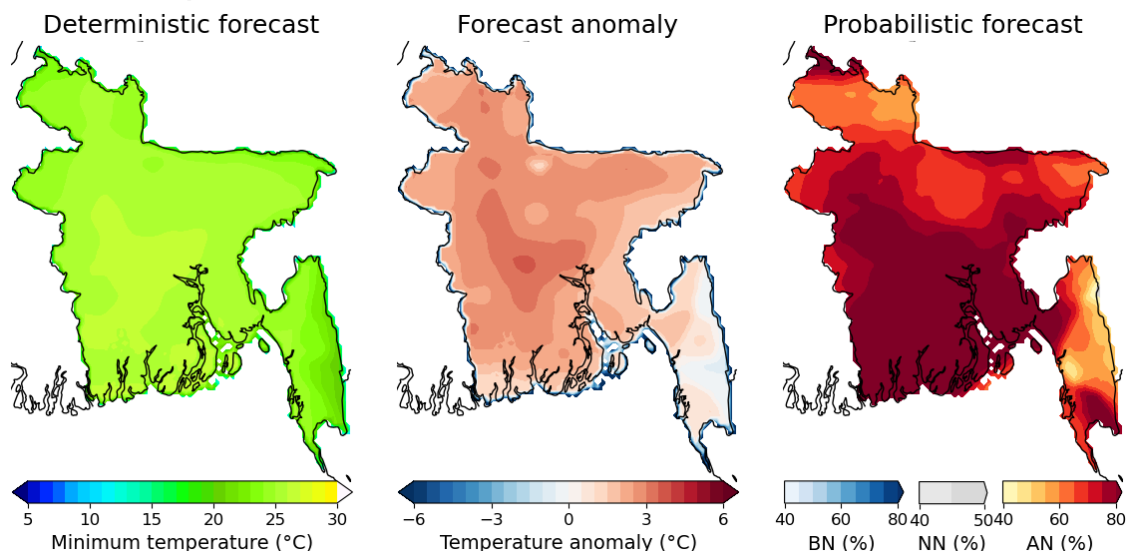
1.1 Significant Information

- Add here the text for significant information.

1.2 Maximum Temperature

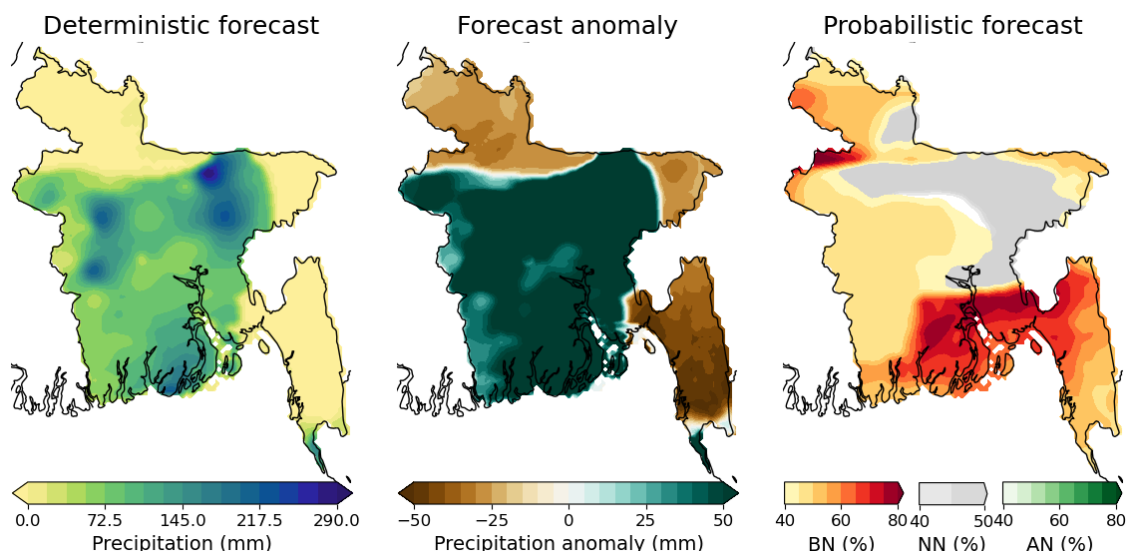


1.3 Minimum Temperature



1.4 Rainfall

Jointly prepared by BMD, DAE, Weather Impact-Netherlands, Wageningen Environmental Research and Digital Innovation for Impact (Dii-Dhaka) under BWCSR (Component-C), supported by World Bank



1.5 Forecast information at District level

Division	District	Maximum Temperature (°C)			Minimum Temperature (°C)			Rainfall (mm)		
		Deter- ministic	Anomaly	Probabilistic (BN/NN/AN)	Deter- ministic	Anomaly	Probabilistic (BN/NN/AN)	Deter- ministic	Anomaly	Probabilistic (BN/NN/AN)
Dhaka	Dhaka	34	3	2/35/64	26	3	0/15/85	69	47	44/38/18
	Faridpur	35	4	0/24/76	27	3	0/13/87	67	46	45/48/7
	Gazipur	33	2	4/40/56	26	3	0/23/76	110	86	44/26/30
	Gopalganj	35	4	0/21/79	26	3	1/15/84	82	53	58/39/4
	Kishoreganj	35	4	5/41/53	26	2	0/24/75	191	160	27/59/14
	Madaripur	35	4	0/28/72	26	3	0/16/84	80	56	56/41/3
	Manikganj	33	2	1/32/67	26	3	0/16/84	90	68	46/26/28
	Munshiganj	35	4	1/32/66	26	3	0/13/87	72	47	39/56/5
	Narayanganj	35	4	2/38/60	26	3	0/17/83	77	55	41/53/6
	Narsingdi	35	4	4/42/54	26	2	0/23/77	132	104	41/45/15
	Rajbari	35	4	1/21/78	27	3	0/14/86	111	86	47/34/19
Shariatpur	35	4	1/30/69	26	2	0/15/85	83	58	52/45/3	
Rajshahi	Bogra	35	4	1/36/64	26	3	1/24/75	30	11	28/70/2
	Joypurhat	35	4	1/36/64	25	3	1/24/75	2	-27	52/48/0
	Naogaon	34	4	0/23/77	25	2	1/24/74	35	14	54/46/0
	Natore	35	4	0/19/81	26	3	1/18/81	115	92	45/44/11
	Nawabganj	33	2	0/7/93	24	1	1/29/70	54	39	53/47/0
	Pabna	34	3	0/21/79	26	3	0/16/84	139	106	47/30/23
	Rajshahi	34	3	0/10/90	25	2	1/23/76	76	57	48/50/2
	Sirajganj	35	3	1/31/69	26	3	0/22/78	115	92	44/32/25
Rangpur	Dinajpur	35	4	1/39/60	25	2	1/35/64	0	-28	53/46/1
	Gaibandha	35	4	2/43/55	25	3	1/31/69	0	-31	42/56/2
	Kurigram	33	3	2/46/52	24	2	0/41/59	0	-26	42/46/12
	Lalmonirhat	33	2	1/47/52	24	2	1/36/63	0	-26	49/39/12
	Nilphamari	35	4	1/45/54	25	2	0/36/64	0	-26	49/47/4
	Panchagarh	33	3	1/45/54	23	1	0/23/77	0	-21	46/50/4
	Rangpur	35	4	2/44/54	25	3	1/37/62	0	-29	48/46/6
	Thakurgaon	34	3	1/41/59	23	1	0/37/63	0	-21	57/42/0
Mymen- singh	Jamalpur	35	4	4/42/54	25	2	0/30/70	17	-7	33/64/2
	Mymen- singh	35	4	6/41/53	26	3	2/30/68	92	70	29/56/14
	Netrakona	35	4	6/41/53	25	3	1/27/72	182	147	24/68/9
	Sherpur	34	3	6/44/51	25	2	1/30/68	2	-27	40/60/1
Chitta- gong	Bandarban	27	-1	15/41/44	22	0	1/29/70	4	-40	51/38/11
	Brahamanba ria	34	3	4/43/53	25	1	0/20/80	138	112	35/55/10
	Chandpur	35	4	2/35/63	25	2	0/16/84	76	53	52/44/4
	Chittagong	30	1	7/40/53	24	0	0/31/69	0	-44	65/29/7
	Comilla	35	4	2/41/56	25	2	0/18/82	75	51	48/48/5
	Cox's Bazar	27	-2	13/36/51	23	-1	1/29/70	30	-8	52/33/15
	Feni	34	3	3/41/55	24	1	1/13/87	0	-45	73/21/5
Khagrachha ri	32	1	4/40/56	24	1	1/29/70	0	-37	68/29/4	

Khulna	Lakshmipur	34	3	3/35/62	25	2	0/12/88	83	56	73/20/8
	Noakhali	34	3	4/38/59	25	1	0/16/84	52	24	68/23/9
	Rangamati	30	1	8/36/57	22	0	3/42/55	0	-40	58/37/5
	Bagerhat	34	3	1/11/88	26	2	0/8/92	88	62	59/36/5
	Chuadanga	35	3	0/3/97	25	2	2/22/75	56	43	48/49/3
	Jessore	35	3	0/4/96	25	2	2/14/84	66	43	48/43/9
	Jhenaidah	35	3	0/6/94	26	2	2/19/78	142	113	48/45/7
	Khulna	35	3	1/6/94	26	2	0/6/93	74	47	51/44/5
	Kushtia	35	4	0/8/91	26	3	1/17/82	86	66	48/42/9
	Magura	35	4	0/13/86	26	3	1/14/84	115	87	48/50/2
	Meherpur	33	2	0/2/98	24	1	2/23/75	35	26	49/49/2
Barisal	Narail	35	4	0/12/87	26	3	1/11/87	86	56	47/51/2
	Satkhira	33	2	1/3/97	25	1	0/6/94	59	33	51/44/6
	Barguna	34	3	2/20/78	26	2	0/8/92	138	114	65/27/8
	Barisal	35	4	1/26/72	26	2	0/10/90	104	72	73/21/6
	Bhola	33	2	3/29/68	25	1	0/13/87	101	72	66/24/10
	Jhalokati	35	4	2/21/78	26	2	0/8/92	120	87	74/20/6
Sylhet	Patuakhali	33	3	2/26/72	26	2	0/9/91	148	118	66/24/10
	Pirojpur	35	4	1/16/83	26	2	0/10/90	105	77	74/20/6
	Habiganj	34	3	4/43/53	25	1	0/23/77	102	81	29/67/4
	Maulvibazar	34	3	3/44/53	24	1	1/27/71	0	-25	40/60/1
	Sunamganj	34	4	5/42/53	25	2	0/27/72	86	59	36/61/3
	Sylhet	33	3	5/44/52	23	1	2/32/66	0	-28	48/52/0

1.6 Guidance

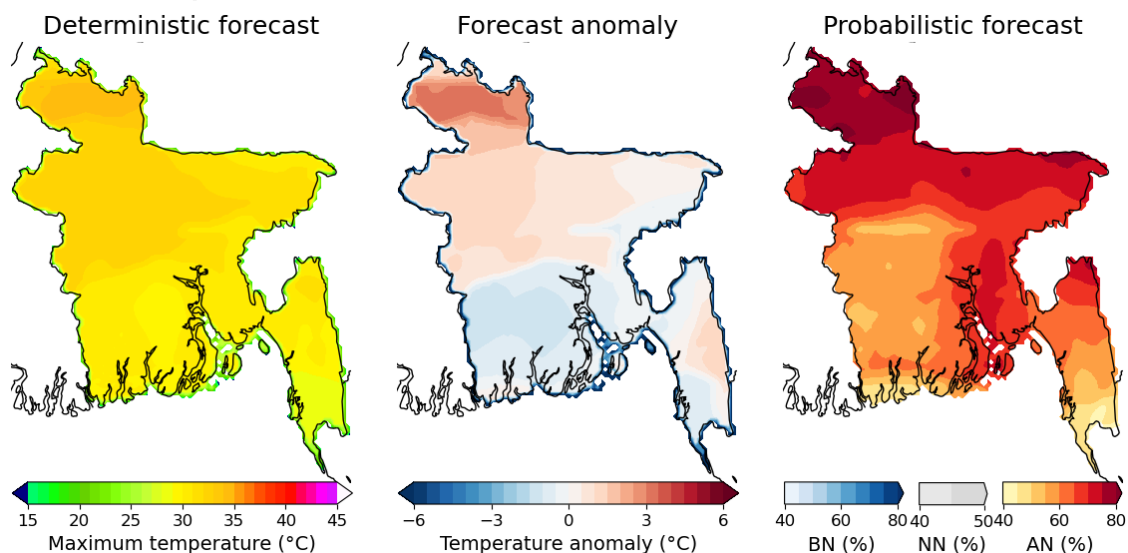
- Add here the text for guidance.

2. Weather Forecast for week 2 (Period: 17.10.2023 to 23.10.2023)

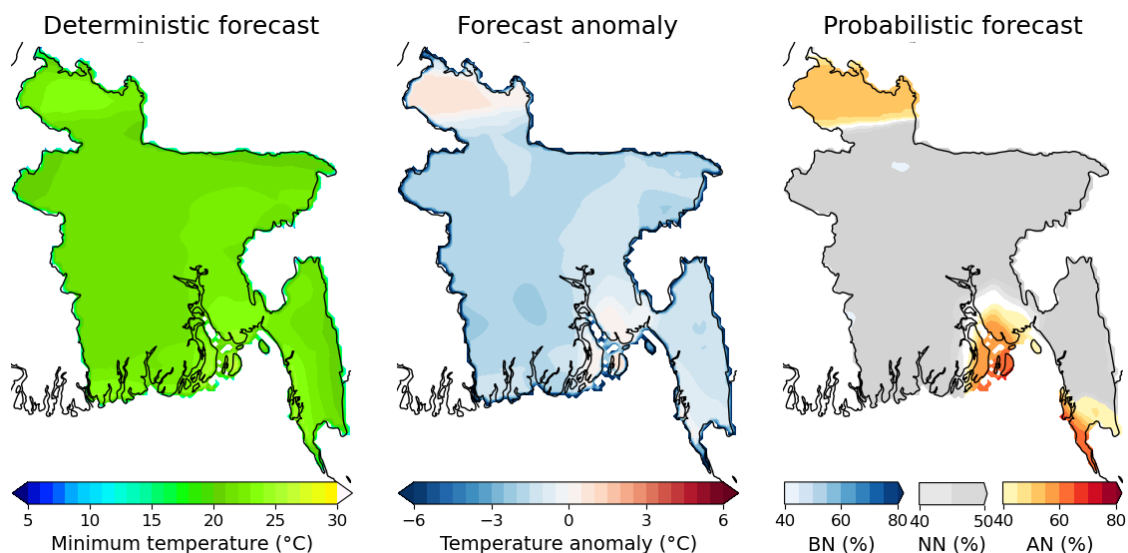
2.1 Significant Information

- Add here the text for significant information.

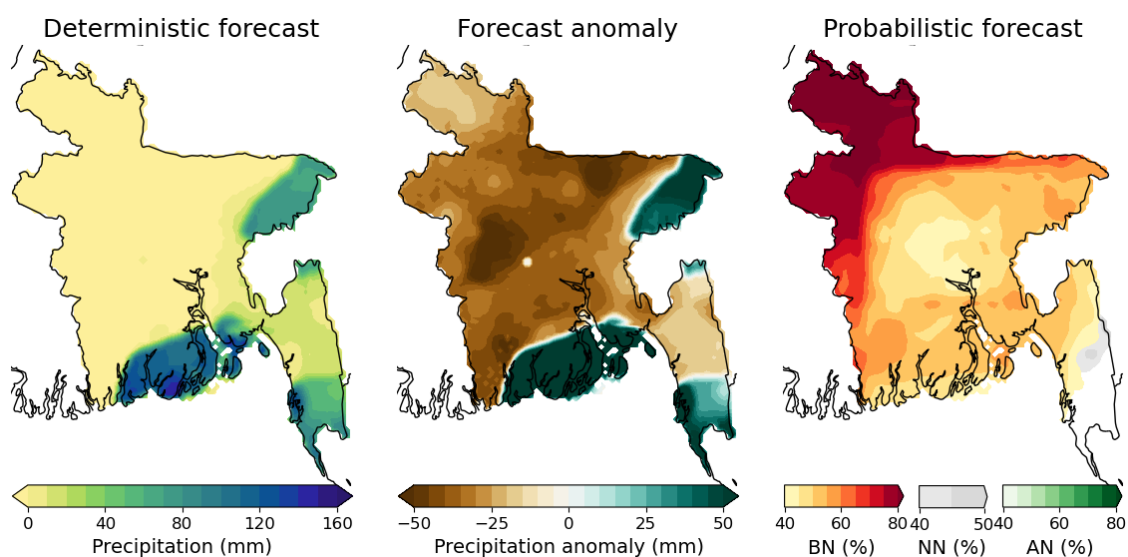
2.2 Maximum Temperature



2.3 Minimum Temperature



2.4 Rainfall



2.5 Forecast information at District level

Division	District	Maximum Temperature (°C)			Minimum Temperature (°C)			Rainfall (mm)		
		Deter-ministic	Anomaly	Probabilistic (BN/NN/AN)	Deter-ministic	Anomaly	Probabilistic (BN/NN/AN)	Deter-ministic	Anomaly	Probabilistic (BN/NN/AN)
Dhaka	Dhaka	32	0	7/31/62	22	-2	30/60/10	0	-37	44/45/11
	Faridpur	30	-1	7/36/57	21	-2	32/61/7	0	-36	46/44/11
	Gazipur	32	1	8/29/63	22	-1	28/63/9	0	-38	44/44/11
	Gopalganj	30	-1	7/35/58	21	-2	31/62/7	0	-39	52/37/11
	Kishoreganj	32	0	7/25/69	22	-1	23/65/11	3	-32	51/37/12
	Madaripur	30	-1	7/32/61	22	-2	29/57/14	0	-39	51/38/11
	Manikganj	32	1	8/35/57	21	-2	31/63/7	0	-40	43/47/10
	Munshiganj	30	-1	7/27/65	22	-1	29/57/15	0	-36	44/45/11
	Narayanganj	31	0	7/25/67	22	-1	27/59/15	0	-34	46/43/11
	Narsingdi	31	0	7/25/68	22	-1	26/61/13	0	-32	48/40/12
	Rajbari	32	1	8/36/56	21	-2	33/61/6	0	-45	48/41/11
Shariatpur	30	-1	7/27/66	22	-2	28/52/20	0	-39	48/39/12	
Rajshahi	Bogra	32	1	10/18/72	22	-2	37/58/5	0	-34	67/24/9
	Joypurhat	32	1	3/23/74	21	-2	35/60/5	0	-34	80/11/9
	Naogaon	32	1	6/20/74	21	-2	34/61/5	0	-33	79/12/9
	Natore	32	1	11/22/67	21	-2	35/59/6	0	-38	72/19/10
	Nawabganj	31	0	7/24/70	20	-3	35/61/4	0	-33	77/14/9
	Pabna	32	1	11/33/56	21	-2	33/61/7	0	-51	53/37/10
	Rajshahi	32	1	8/21/71	21	-2	35/60/5	0	-31	78/13/9

Jointly prepared by BMD, DAE, Weather Impact-Netherlands, Wageningen Environmental Research and Digital Innovation for Impact (Dii-Dhaka) under BWCSR (Component-C), supported by World Bank

Rangpur	Sirajganj	32	1	11/24/64	22	-2	31/63/7	0	-42	52/39/9
	Dinajpur	33	2	3/19/79	22	0	30/31/39	0	-23	82/12/7
	Gaibandha	33	2	3/22/75	21	-1	31/57/11	0	-37	78/13/9
	Kurigram	33	2	2/18/80	21	-1	29/27/43	0	-33	80/14/6
	Lalmonirhat	32	1	3/20/78	22	-1	32/19/50	0	-24	82/14/4
	Nilphamari	34	3	2/21/76	23	1	31/19/50	0	-20	84/11/5
	Panchagarh	31	0	2/19/79	21	-1	35/17/48	0	-19	85/10/5
	Rangpur	34	3	3/19/78	22	0	30/30/40	0	-26	81/12/7
Mymen-singh	Thakurgaon	33	2	2/17/81	22	0	32/18/50	0	-20	87/9/5
	Jamalpur	32	1	6/22/72	21	-2	34/60/6	0	-40	66/25/9
	Mymen-singh	32	1	6/22/72	22	-2	29/63/8	0	-41	55/35/10
	Netrakona	32	1	6/21/73	22	-2	26/63/11	0	-49	57/33/10
Chittagong	Sherpur	32	0	6/20/74	21	-2	32/62/6	0	-43	72/19/9
	Bandarban	28	0	24/26/50	21	-1	15/50/35	51	21	36/34/30
	Brahamanbaria	30	-1	7/23/69	22	-2	23/63/14	14	-19	51/31/18
	Chandpur	30	-1	7/23/69	23	-1	26/46/28	0	-36	49/36/15
	Chittagong	29	-1	9/31/60	22	-2	18/54/28	23	-7	47/34/18
	Comilla	31	0	7/24/69	22	-1	24/54/22	6	-27	51/34/15
	Cox's Bazar	27	-2	17/34/49	23	-2	12/36/53	88	56	36/36/28
	Feni	30	-1	7/30/64	22	-1	23/43/34	12	-34	54/28/18
	Khagrachhari	30	-1	6/28/66	22	-2	20/59/22	20	-14	51/33/16
	Lakshmipur	30	-1	5/24/71	23	0	25/27/48	39	4	53/29/18
Khulna	Noakhali	30	-1	6/26/68	24	0	21/29/50	64	32	54/27/19
	Rangamati	29	0	11/26/63	21	-2	19/58/23	15	-15	42/40/18
	Bagerhat	30	-1	5/40/55	22	-2	30/63/7	64	31	52/33/15
	Chuadanga	32	1	11/30/59	21	-2	36/59/6	0	-37	67/22/11
	Jessore	30	-1	7/38/55	21	-2	37/57/6	0	-35	58/30/11
	Jhenaidah	31	0	10/34/56	21	-2	36/59/6	0	-48	62/27/11
	Khulna	30	-1	5/38/57	22	-2	34/61/6	3	-39	56/33/11
	Kushtia	32	1	11/30/58	21	-2	33/60/6	0	-44	69/20/11
	Magura	31	0	7/37/56	21	-2	34/60/6	0	-41	48/42/11
Barisal	Meherpur	31	-1	11/29/60	20	-3	34/59/7	0	-35	72/16/12
	Narail	30	-1	7/37/56	21	-2	33/61/6	0	-37	49/39/11
	Satkhira	29	-2	5/40/55	22	-2	36/58/6	0	-39	57/32/11
	Barguna	30	-1	4/37/59	22	-2	29/61/9	119	82	50/29/21
	Barisal	30	-1	6/31/63	22	-2	29/49/21	23	-9	52/32/17
	Bhola	29	-2	5/27/68	23	-1	22/24/53	102	65	51/28/21
	Jhalokati	30	-1	5/34/61	22	-2	31/57/12	69	39	51/30/19
	Patuakhali	29	-1	4/35/61	23	-1	27/45/28	112	71	49/30/21
Sylhet	Pirojpur	30	-1	6/36/58	22	-2	32/61/7	55	26	51/33/16
	Habiganj	31	-1	7/25/68	22	-2	19/67/13	60	26	53/28/19
	Maulvibazar	30	-1	6/24/69	21	-2	21/67/12	73	44	55/26/19
	Sunamganj	31	0	6/21/73	21	-2	22/64/15	2	-34	57/31/12
	Sylhet	30	-1	6/21/73	20	-2	23/63/14	54	38	57/26/17

2.6 Guidance

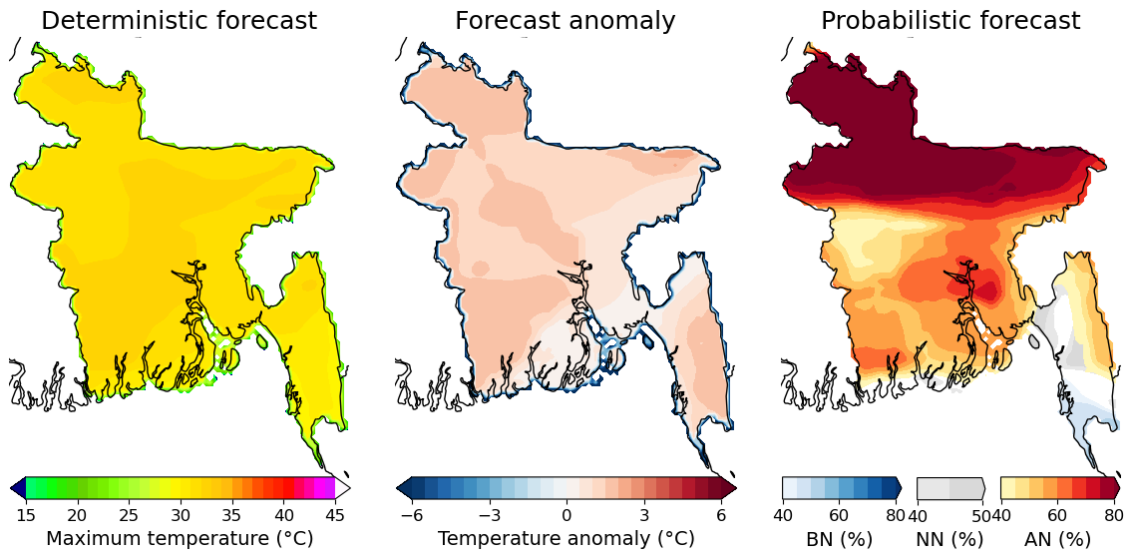
- Add here the text for guidance.

3. Weather Outlook for week 3+4 (Period: 24.10.2023 to 06.11.2023)

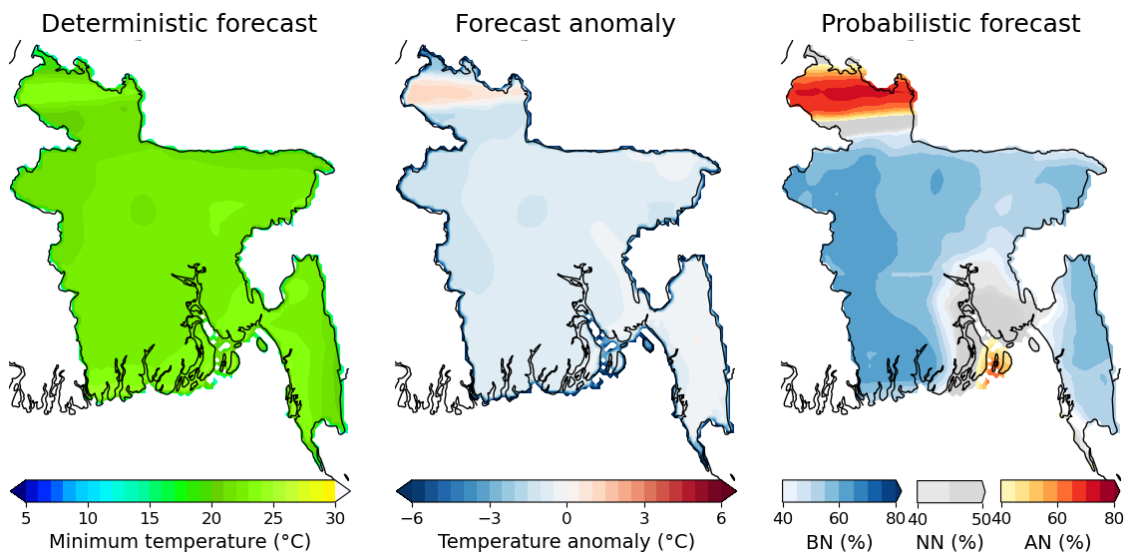
3.2 Significant Information

- Add here the text for significant information.

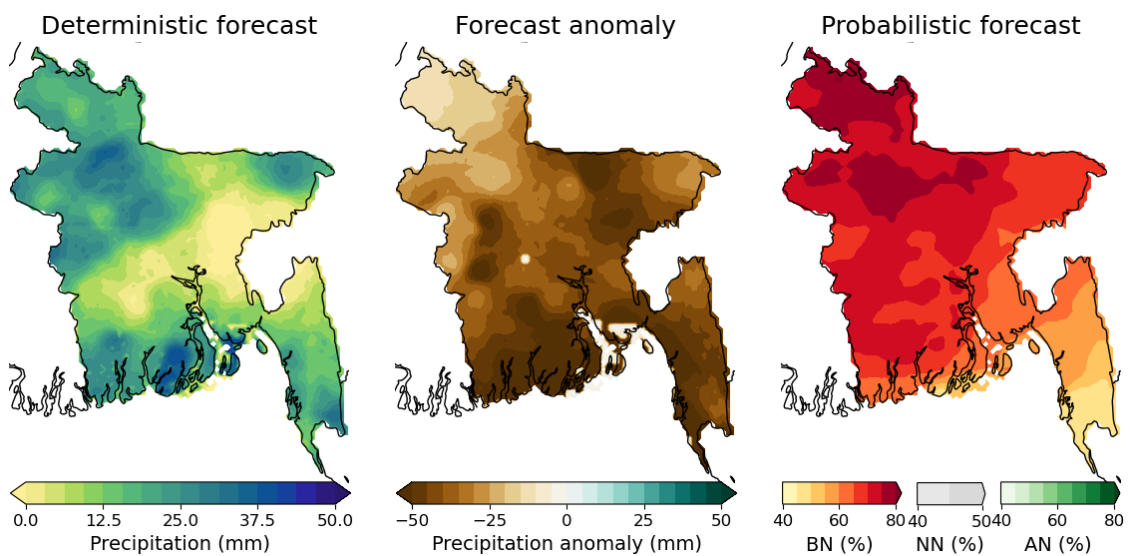
3.2 Maximum Temperature



3.3 Minimum Temperature



3.4 Rainfall



3.5 Forecast information at District level

Division	District	Maximum Temperature (°C)	Minimum Temperature (°C)	Rainfall (mm)
----------	----------	--------------------------	--------------------------	---------------

		Deter- ministic	Anomaly	Probabilistic (BN/NN/AN)	Deter- ministic	Anomaly	Probabilistic (BN/NN/AN)	Deter- ministic	Anomaly	Probabilistic (BN/NN/AN)
Dhaka	Dhaka	32	2	10/30/60	23	-1	53/27/20	5	-42	70/16/13
	Faridpur	32	1	10/30/60	23	-1	56/26/19	4	-37	70/18/12
	Gazipur	32	1	11/28/61	23	-1	55/24/20	7	-41	72/14/14
	Gopalganj	32	2	11/29/61	23	-1	56/25/19	5	-50	70/19/11
	Kishoreganj	32	1	10/19/71	23	-1	51/26/23	0	-48	70/17/13
	Madaripur	32	2	10/28/61	23	-1	47/32/20	9	-40	70/19/11
	Manikganj	32	2	11/35/54	23	-1	57/24/20	7	-40	70/17/13
	Munshiganj	32	1	10/26/64	23	-1	43/37/20	3	-43	70/17/13
	Narayanganj	32	1	10/26/64	23	-1	46/36/19	3	-41	70/17/13
	Narsingdi	31	1	10/27/63	23	0	51/29/20	0	-45	70/16/14
Rajbari	32	1	11/41/49	22	-1	61/21/18	10	-41	71/16/13	
Shariatpur	32	1	9/25/66	23	-1	37/42/20	7	-42	70/18/12	
Rajshahi	Bogra	32	1	9/8/84	22	-1	60/22/18	29	-24	76/12/12
	Joypurhat	32	1	6/9/85	22	-1	58/24/17	30	-24	75/14/11
	Naogaon	31	1	8/9/83	21	-2	59/24/17	25	-27	75/14/11
	Natore	32	1	10/28/62	22	-1	62/21/17	20	-36	73/15/12
	Nawabganj	30	0	9/11/80	20	-2	61/23/16	25	-28	74/15/11
	Pabna	32	1	10/44/46	22	-1	62/19/19	19	-45	72/15/13
	Rajshahi	31	1	10/22/68	21	-2	61/24/16	19	-30	71/17/11
Rangpur	Sirajganj	32	2	10/23/67	22	-1	58/21/20	25	-37	75/12/13
	Dinajpur	32	1	4/8/89	21	-1	14/38/48	20	-17	76/16/9
	Gaibandha	32	1	4/9/87	22	-1	44/36/20	27	-28	75/15/11
	Kurigram	31	1	3/8/89	21	-1	10/36/53	17	-28	75/17/8
	Lalmonirhat	31	0	3/10/87	21	-1	7/29/64	20	-19	78/14/8
	Nilphamari	32	2	3/9/88	23	0	8/25/67	18	-17	79/14/7
	Panchagarh	30	0	3/17/80	20	-2	12/39/49	19	-14	78/15/7
Mymen- singh	Rangpur	32	2	3/7/89	22	-1	12/42/46	20	-20	76/16/9
	Thakurgaon	31	1	3/8/88	22	0	9/24/67	20	-13	74/19/7
	Jamalpur	32	1	7/8/85	22	-1	56/23/21	23	-34	75/13/12
	Mymen- singh	32	1	9/12/80	22	-1	57/23/20	12	-40	74/13/13
	Netrakona	32	1	6/13/81	22	-1	54/25/22	6	-54	74/14/12
	Sherpur	31	1	6/10/84	22	-1	56/23/22	16	-42	74/14/12
	Chitta- gong	Bandarban	30	1	30/35/35	22	-1	52/26/21	21	-46
Brahamanba ria		31	0	9/33/58	22	-1	49/30/21	0	-47	66/21/14
Chandpur		32	1	7/24/69	23	-1	33/47/20	6	-44	67/21/12
Chittagong		30	0	23/42/35	23	-1	46/31/23	17	-51	58/24/17
Comilla		31	0	6/34/59	23	-1	40/40/20	0	-41	65/21/13
Cox's Bazar		28	-1	47/25/28	22	-2	35/35/30	19	-59	49/26/24
Feni		30	-1	7/44/49	23	-1	31/47/22	9	-49	64/22/14
Khagrachha ri		31	0	20/39/41	22	-1	50/26/24	4	-40	62/22/16
Lakshmipur		31	0	7/32/60	23	-1	15/59/26	13	-44	64/24/12
Noakhali		30	0	7/37/56	23	-1	14/57/29	17	-40	62/25/12
Khulna	Rangamati	30	1	12/39/49	22	-1	57/20/23	10	-43	58/25/17
	Bagerhat	31	1	14/35/51	23	-1	61/20/20	19	-53	68/19/13
	Chuadanga	32	1	11/40/49	22	-1	62/20/19	23	-29	71/14/14
	Jessore	32	1	10/35/55	22	-1	61/22/17	9	-38	72/14/14
	Jhenaidah	32	1	11/42/47	22	-1	62/19/19	15	-47	73/14/14
	Khulna	32	1	13/32/56	23	-1	61/20/19	21	-48	69/18/13
	Kushtia	32	1	11/46/44	22	-1	63/19/18	26	-35	70/16/14
	Magura	32	1	11/39/51	22	-1	58/24/18	7	-44	71/16/13
	Meherpur	30	0	10/39/51	21	-2	62/20/18	30	-26	69/17/14
	Narail	32	2	11/33/56	23	-1	57/26/17	3	-46	70/17/13
Barisal	Satkhira	31	1	14/32/55	22	-1	61/21/18	21	-44	68/19/13
	Barguna	31	0	17/37/46	23	-1	57/23/19	31	-68	64/24/12
	Barisal	32	1	10/31/58	23	-1	38/43/19	17	-47	69/18/13
	Bhola	30	-1	11/34/54	23	-1	14/51/36	24	-53	61/27/12
	Jhalokati	31	0	11/32/57	23	-1	53/29/18	20	-53	70/17/13
	Patuakhali	30	0	17/35/48	23	-1	35/45/19	29	-71	60/28/12
Sylhet	Pirojpur	32	1	11/36/53	23	-1	61/21/18	17	-52	70/18/12
	Habiganj	31	0	10/24/66	22	-1	53/24/23	2	-46	67/21/12
	Maulvibazar	31	0	8/26/66	22	-2	55/23/22	6	-39	67/19/14
	Sunamganj	31	1	6/15/79	22	-1	52/26/22	14	-41	68/19/13

	Sylhet	31	0	6/18/76	21	-1	52/26/21	23	-31	66/21/12
--	--------	----	---	---------	----	----	----------	----	-----	----------

3.6 Guidance

- Add here the text for guidance.

Forecast legend

Rainfall category	Amounts of rainfall
<ul style="list-style-type: none"> • Light rain • Moderate rain • Moderately Heavy • Heavy rain • Very heavy rain 	2-20 mm/day 22-22 mm/day 23-43 mm/day Heavy rain: 44-88 mm/day Very heavy rain: ≥ 89 mm/day
Probabilistic values <ul style="list-style-type: none"> • AN (%) • NN (%) • BN (%) 	This value represents the chance that the forecast will with respect to the climatology, divided into three categories: Above normal (likelihood in percent) Near normal (likelihood in percent) Below normal (likelihood in percent)
<ul style="list-style-type: none"> • Anomaly 	The difference between the deterministic value and the climatology (Climatology = Deterministic - Anomaly)