



Weather Impact

WAGENINGEN
UNIVERSITY & RESEARCH



Issue Date: 17 October 2023

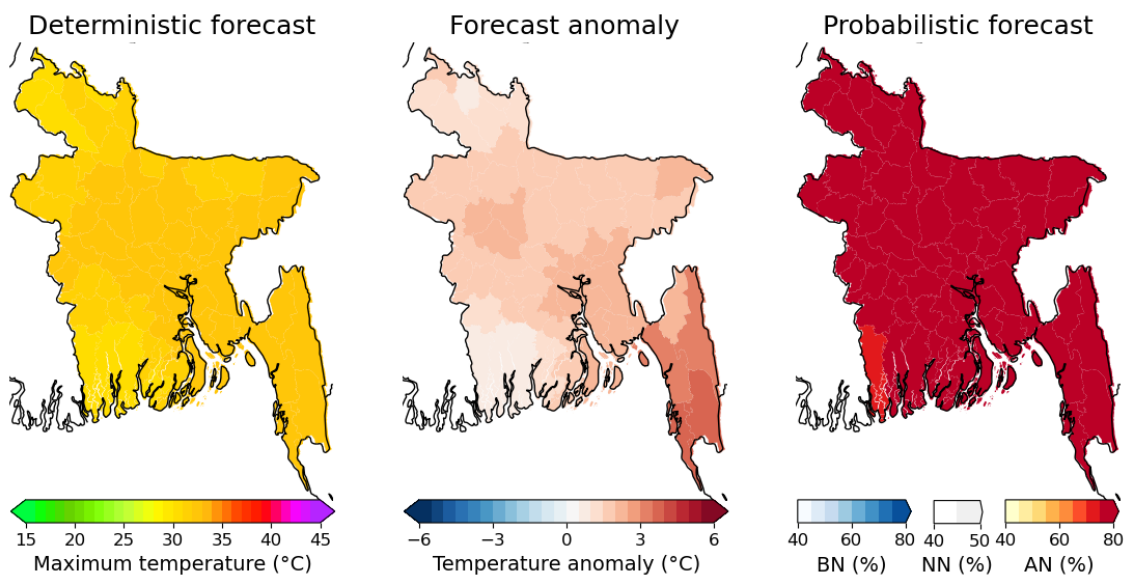
Subject: Experimental Sub-seasonal forecast for Bangladesh during 17.10.2023 to 13.11.2023

1. Weather Forecast for week 1 (Period: 17.10.2023 to 23.10.2023)

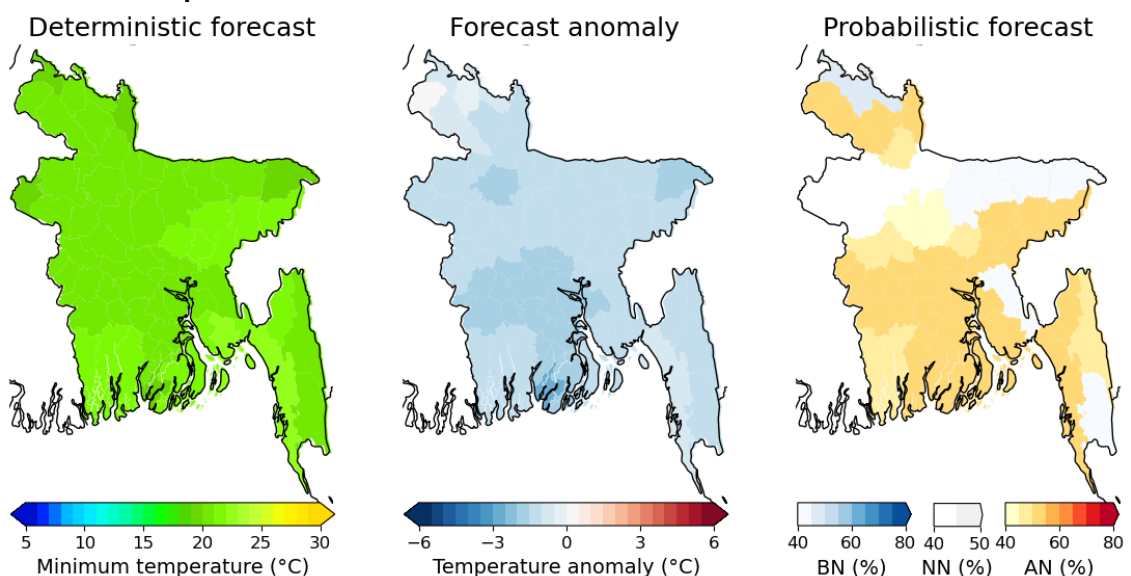
1.1 Significant Information

- Add here the text for significant information.

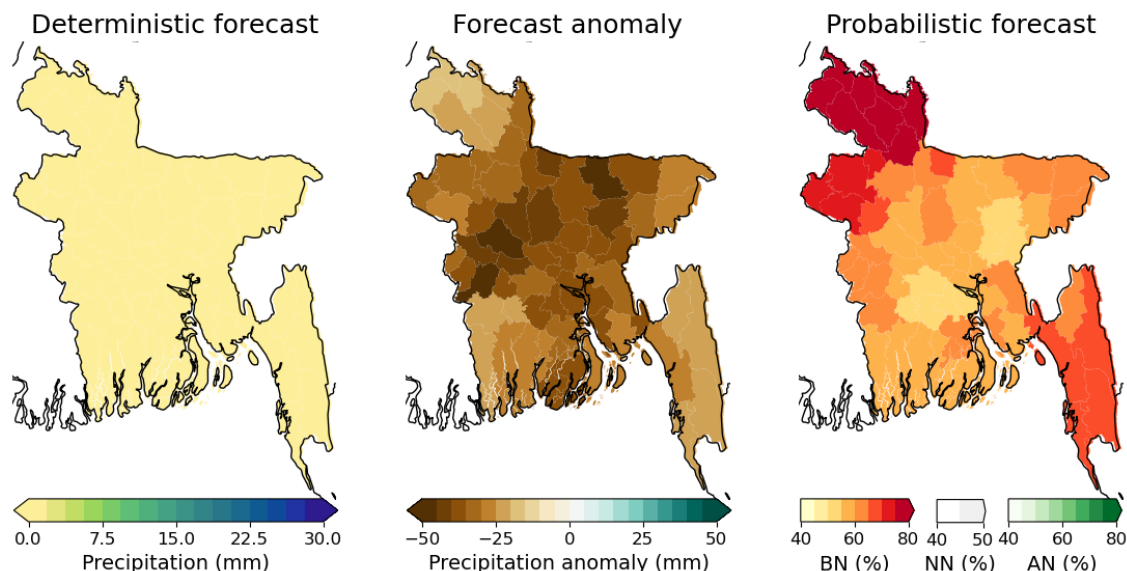
1.2 Maximum Temperature



1.3 Minimum Temperature



1.4 Rainfall



1.5 Forecast information at District level

Division	District	Maximum Temperature (°C)			Minimum Temperature (°C)			Rainfall (mm)		
		Deterministic	Anomaly	Probabilistic (BN/NN/AN)	Deterministic	Anomaly	Probabilistic (BN/NN/AN)	Deterministic	Anomaly	Probabilistic (BN/NN/AN)
Dhaka	Dhaka	33	2	0/0/100	21	-2	33/17/50	0	-36	59/33/8
	Faridpur	32	2	0/5/95	21	-2	27/23/50	0	-35	53/38/8
	Gazipur	32	2	0/0/100	21	-1	35/19/46	0	-38	59/29/12
	Gopalganj	32	2	0/5/95	21	-2	25/25/50	0	-36	54/33/12
	Kishoreganj	33	2	0/0/100	21	-1	28/22/50	0	-41	54/37/8
	Madaripur	32	2	0/0/100	21	-2	25/25/50	0	-37	55/37/8
	Manikganj	32	2	0/5/95	21	-2	30/20/50	0	-39	58/34/8
	Munshiganj	33	2	0/0/100	21	-2	30/20/50	0	-35	58/34/8
	Narayanganj	33	2	0/0/100	21	-1	34/16/50	0	-33	57/35/8
	Narsingdi	32	2	0/0/100	21	-1	33/17/50	0	-37	54/38/8
	Rajbari	32	2	0/5/95	21	-2	25/25/50	0	-43	58/34/8
Rajshahi	Shariatpur	33	2	0/0/100	21	-2	27/23/50	0	-37	55/33/12
	Bogra	32	2	0/1/99	20	-2	26/41/33	0	-32	61/31/8
	Joypurhat	32	2	0/1/99	20	-1	33/33/33	0	-32	75/21/4
	Naogaon	32	2	0/2/98	20	-1	29/37/33	0	-32	74/18/8
	Natore	32	2	0/1/99	20	-1	29/38/33	0	-37	68/15/17
	Nawabganj	32	2	0/7/93	20	-1	20/42/38	0	-31	71/21/8
	Pabna	32	2	0/5/95	21	-1	18/36/46	0	-50	59/24/17
	Rajshahi	32	2	0/3/97	20	-1	23/40/38	0	-30	74/14/12
Rangpur	Sirajganj	32	2	0/0/100	21	-1	10/48/42	0	-41	60/28/12
	Dinajpur	31	1	0/7/93	21	-1	20/30/50	0	-22	76/20/4
	Gaibandha	32	2	0/0/100	20	-1	26/28/46	0	-34	86/6/8
	Kurigram	31	1	0/6/94	20	-1	39/11/50	0	-30	84/12/4
	Lalmonirhat	31	1	0/18/82	20	-1	46/4/50	0	-22	92/8/0
	Nilphamari	31	1	0/15/85	21	0	45/5/50	0	-18	88/12/0
	Panchagarh	31	2	0/6/94	20	-1	49/1/50	0	-18	94/6/0
Mymensingh	Rangpur	31	1	0/9/91	20	-1	34/16/50	0	-23	81/15/4
	Thakurgaon	31	1	0/14/86	21	0	37/13/50	0	-19	88/12/0
	Jamalpur	32	2	0/0/100	20	-1	27/39/33	0	-38	61/31/8
	Mymensingh	32	2	0/0/100	21	-1	42/12/46	0	-39	59/33/8
Chittagong	Netrakona	32	2	0/0/100	21	-1	40/14/46	0	-48	60/32/8
	Sherpur	32	2	0/0/100	20	-1	30/36/33	0	-40	69/22/8
	Bandarban	32	4	0/1/98	20	-1	44/14/42	0	-24	67/19/14
	Brahmanbaria	32	2	0/0/100	21	-1	31/19/50	0	-36	53/39/8
	Chandpur	33	2	0/0/100	21	-2	36/14/50	0	-36	58/30/12
	Chittagong	32	3	0/0/99	22	-1	34/16/50	0	-29	68/18/13
Cox's Bazar	Comilla	33	2	0/0/100	21	-1	41/9/50	0	-32	61/30/9
	Cox's Bazar	32	4	0/1/99	23	-1	26/24/50	0	-25	69/21/10

	Feni	33	2	0/0/100	21	-1	41/9/50	0	-36	69/18/13
	Khagrachhari	33	2	0/0/100	21	-1	28/22/50	0	-25	63/24/13
	Lakshmipur	33	2	0/0/100	21	-1	32/17/50	0	-36	60/27/13
	Noakhali	32	2	0/0/100	22	-1	34/16/50	0	-29	59/28/13
	Rangamati	32	3	0/0/100	20	-1	39/16/46	0	-24	66/21/13
Khulna	Bagerhat	31	1	0/13/87	21	-1	19/29/51	0	-29	55/23/22
	Chuadanga	32	2	0/10/90	20	-1	16/34/50	0	-35	63/20/17
	Jessore	32	1	0/13/87	20	-2	25/25/50	0	-20	62/21/17
	Jhenaidah	32	2	0/10/90	20	-2	20/30/50	0	-45	62/21/17
	Khulna	31	1	0/13/87	21	-1	21/32/47	0	-29	56/27/17
	Kushtia	32	2	0/9/91	20	-1	19/35/46	0	-42	63/21/17
	Magura	32	2	0/5/95	20	-2	29/21/50	0	-38	58/29/12
	Meherpur	32	2	0/11/89	20	-1	16/34/50	0	-34	63/21/17
	Narail	32	2	0/13/87	21	-2	26/24/50	0	-24	54/33/12
	Satkhira	31	1	0/25/75	21	-1	20/33/47	0	-24	56/28/17
	Barisal	Barguna	31	1	0/9/91	20	-3	22/26/52	0	-35
Barisal		32	2	0/0/100	21	-2	29/21/50	0	-32	61/22/17
Bhola		32	2	0/0/100	22	-1	17/31/51	2	-28	59/24/17
Jhalokati		32	1	0/0/100	21	-2	32/17/50	0	-33	61/22/17
Patuakhali		31	2	0/0/100	21	-2	26/22/52	0	-38	57/26/17
Pirojpur		32	1	0/13/87	21	-2	30/20/50	0	-30	57/22/21
Sylhet	Habiganj	33	2	0/0/100	21	-1	29/21/50	0	-33	58/34/8
	Maulvibazar	33	2	0/0/100	21	-1	38/12/50	0	-26	61/26/12
	Sunamganj	32	2	0/0/100	20	-1	43/7/50	0	-38	61/31/8
	Sylhet	32	2	0/0/100	20	-2	44/6/50	0	-27	64/28/8

1.6 Guidance

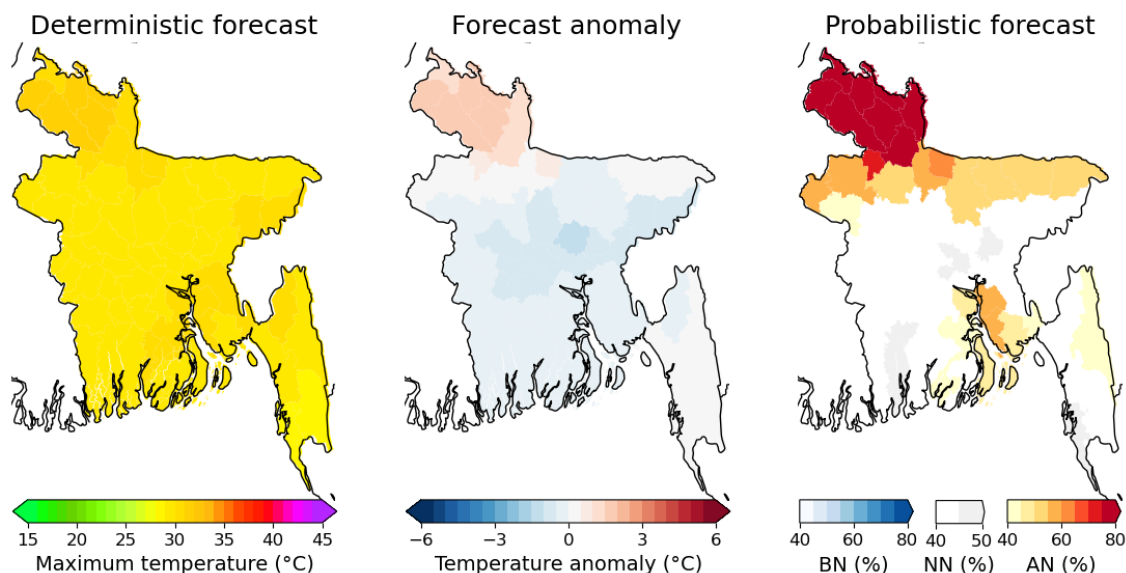
- Add here the text for guidance.

2. Weather Forecast for week 2 (Period: 24.10.2023 to 30.10.2023)

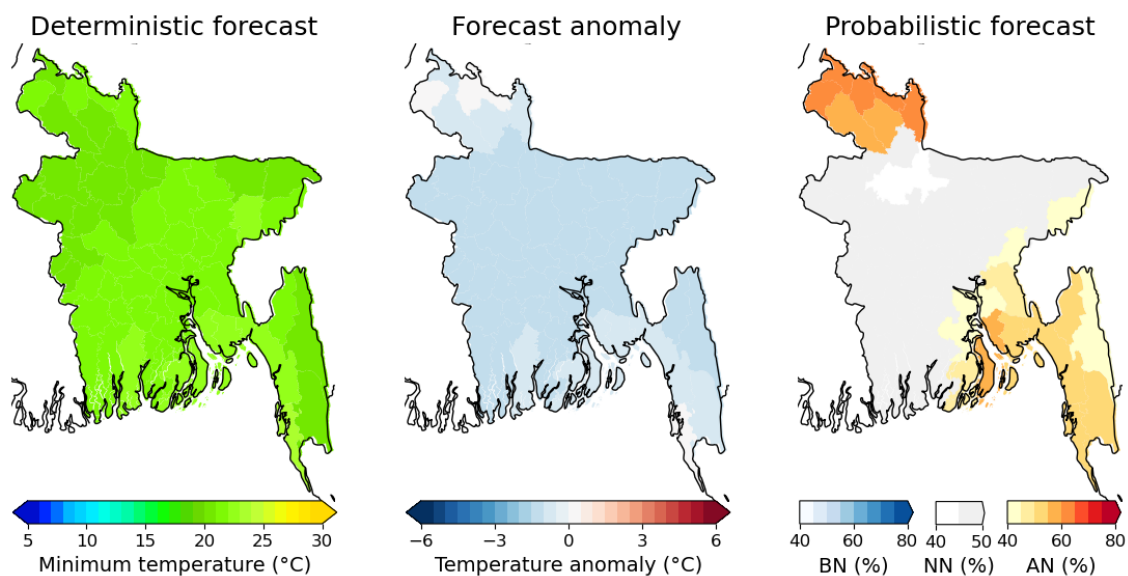
2.1 Significant Information

- Add here the text for significant information.

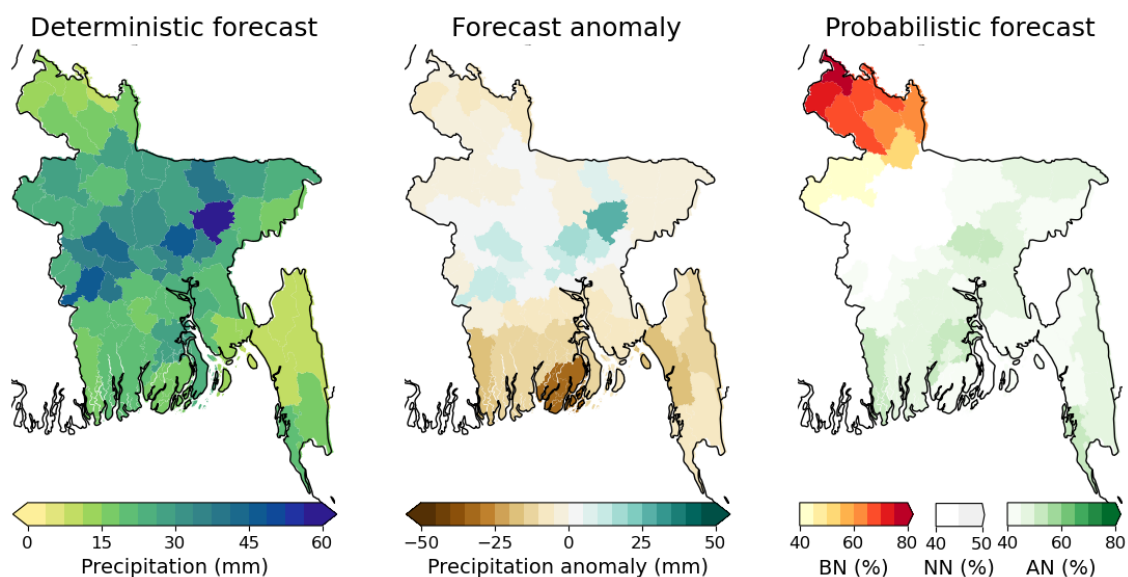
2.2 Maximum Temperature



2.3 Minimum Temperature



2.4 Rainfall



2.5 Forecast information at District level

Division	District	Maximum Temperature (°C)			Minimum Temperature (°C)			Rainfall (mm)		
		Deter- ministic	Anomaly	Probabilistic (BN/NN/AN)	Deter- ministic	Anomaly	Probabilistic (BN/NN/AN)	Deter- ministic	Anomaly	Probabilistic (BN/NN/AN)
Dhaka	Dhaka	29	-1	23/45/32	21	-1	9/64/27	34	11	18/36/46
	Faridpur	29	-1	25/39/36	21	-1	10/63/27	22	1	21/33/46
	Gazipur	29	-1	33/34/33	22	-1	8/66/26	45	19	24/26/50
	Gopalganj	30	0	24/41/35	21	-1	7/60/32	18	-8	16/38/46
	Kishoreganj	30	0	30/37/33	22	-1	9/63/27	56	29	25/28/47
	Madaripur	30	0	24/40/36	22	-1	8/59/32	19	-9	17/38/46
	Manikganj	29	-1	27/42/31	21	-1	10/63/26	27	2	23/36/41
	Munshiganj	30	0	24/40/36	22	-1	9/52/39	25	1	18/38/44
	Narayanganj	30	-1	24/40/36	22	-1	9/53/38	25	3	18/37/46
	Narsingdi	29	-1	22/46/32	22	-1	9/54/37	37	14	23/26/51
	Rajbari	29	-1	34/30/36	21	-1	11/64/25	38	10	23/36/41
Shariatpur	30	0	24/27/48	22	-1	8/51/40	20	-9	17/35/48	
Rajshahi	Bogra	30	0	15/33/53	21	-1	34/42/23	22	-1	35/32/33
	Joypurhat	31	1	6/23/71	21	-1	26/52/22	23	-3	44/33/24
	Naogaon	30	0	12/30/59	20	-1	21/57/22	28	0	42/34/23
	Natore	29	0	21/40/39	21	-1	20/53/27	26	2	33/32/35
	Nawabganj	30	0	14/28/58	20	-1	16/62/22	25	-5	44/32/24

Rangpur	Pabna	29	-1	40/31/29	21	-1	16/58/26	43	12	23/38/39
	Rajshahi	29	0	15/44/41	21	-1	15/61/23	26	2	39/32/29
	Sirajganj	29	0	25/37/38	21	-1	25/47/27	31	2	32/31/37
	Dinajpur	31	2	3/11/86	21	-1	14/27/59	17	-5	66/13/20
	Gaibandha	31	1	6/18/76	21	-1	19/59/21	28	3	52/24/24
	Kurigram	31	1	4/15/81	21	-1	16/21/62	18	-6	65/16/19
	Lalmonirhat	31	2	2/14/84	22	0	14/22/64	11	-9	66/18/16
	Nilphamari	32	2	2/10/88	22	0	14/23/63	13	-7	68/16/16
	Panchagarh	31	1	1/12/87	20	-1	20/18/61	15	-5	76/13/11
Rangpur	31	2	4/11/85	21	-1	15/28/58	15	-5	64/17/19	
Thakurgaon	31	2	1/7/91	21	0	16/21/62	15	-6	70/13/16	
Mymen-singh	Jamalpur	30	0	17/27/56	21	-1	32/45/23	27	0	34/35/31
	Mymen-singh	30	0	19/29/52	21	-1	14/62/24	28	0	25/33/42
	Netrakona	30	0	20/26/54	21	-1	14/61/24	39	6	26/29/45
	Sherpur	30	1	17/19/64	21	-1	27/50/23	28	-1	34/40/26
Chitta-gong	Bandarban	28	0	26/41/33	21	-1	9/41/50	15	-8	13/38/50
	Brahamanbaria	30	-1	24/45/31	22	-1	9/47/43	23	0	22/29/49
	Chandpur	30	0	21/23/56	22	-1	8/49/43	23	-7	16/34/50
	Chittagong	30	0	26/35/39	23	-1	6/40/53	8	-16	22/35/43
	Comilla	30	0	21/40/39	22	-1	8/45/47	20	0	16/35/49
	Cox's Bazar	29	0	29/47/23	24	0	6/41/53	20	-9	15/34/50
	Feni	31	0	23/37/40	22	-1	6/43/51	14	-9	23/34/43
	Khagrachhari	30	0	23/39/37	22	-1	6/41/53	8	-8	11/47/42
	Lakshmipur	30	0	21/24/55	22	-1	7/35/58	21	-8	18/40/41
	Noakhali	30	0	22/30/48	23	-1	7/38/54	14	-9	17/41/41
Rangamati	29	0	23/35/41	21	-1	5/51/44	8	-11	13/40/47	
Khulna	Bagerhat	30	0	23/41/35	22	-1	6/58/35	21	-15	14/40/45
	Chuadanga	30	0	30/37/33	21	-1	10/63/27	25	0	28/32/40
	Jessore	30	0	29/35/36	21	-1	8/63/29	21	-4	21/36/42
	Jhenaidah	29	0	32/36/32	21	-1	10/61/28	46	13	23/37/40
	Khulna	29	0	22/46/31	22	-1	7/63/29	22	-13	14/38/48
	Kushtia	29	0	36/30/34	21	-1	11/61/27	34	5	27/34/38
	Magura	29	-1	33/31/36	21	-1	10/64/26	40	13	22/36/42
	Meherpur	29	0	29/34/37	21	-1	10/63/26	23	-2	28/36/36
	Narail	30	0	25/37/38	21	-1	8/59/33	20	-6	20/33/47
Satkhira	29	0	26/39/36	22	-1	6/64/29	17	-15	14/36/50	
Barisal	Barguna	29	0	25/35/40	21	-1	6/54/40	17	-31	18/37/45
	Barisal	30	0	24/32/44	22	-1	7/52/41	27	-11	19/30/50
	Bhola	30	0	23/32/45	23	-1	8/34/58	23	-11	17/43/39
	Jhalokati	30	0	24/39/37	22	-1	7/56/37	26	-13	19/33/48
	Patuakhali	29	0	21/40/39	22	-1	8/46/47	17	-32	13/45/43
Pirojpur	30	0	24/44/32	22	-1	7/54/39	22	-13	15/35/50	
Sylhet	Habiganj	30	-1	30/38/32	22	-1	12/52/36	21	-3	24/32/44
	Maulvibazar	30	-1	26/43/31	22	-1	13/46/42	17	-4	23/36/40
	Sunamganj	30	0	20/26/54	21	-1	11/61/28	27	-1	25/28/46
	Sylhet	30	0	24/23/52	21	-1	12/52/36	23	-1	24/31/45

2.6 Guidance

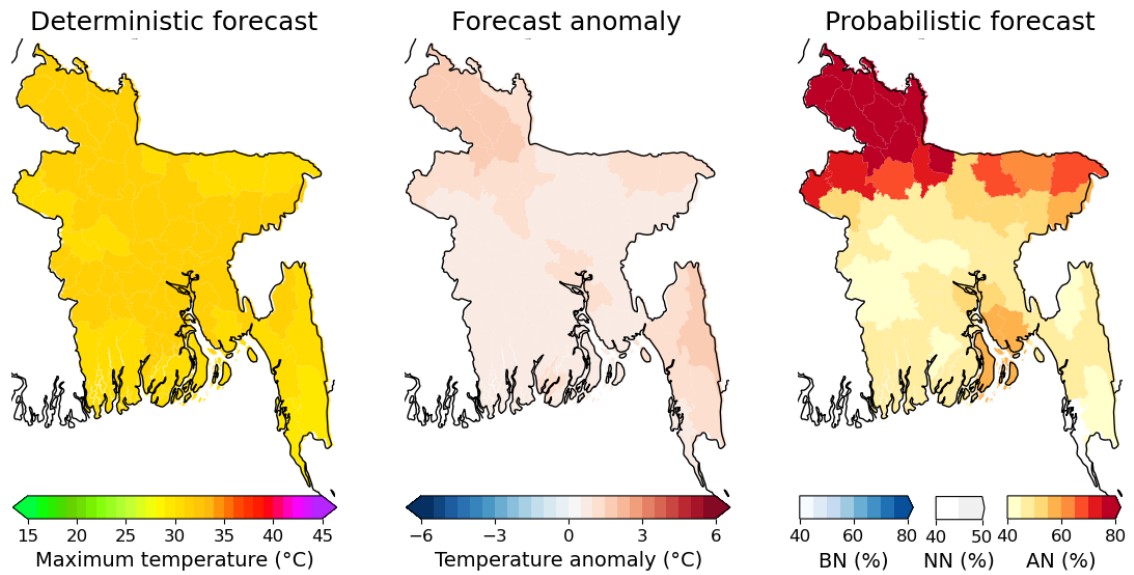
- Add here the text for guidance.

3. Weather Outlook for week 3+4 (Period: 31.10.2023 to 13.11.2023)

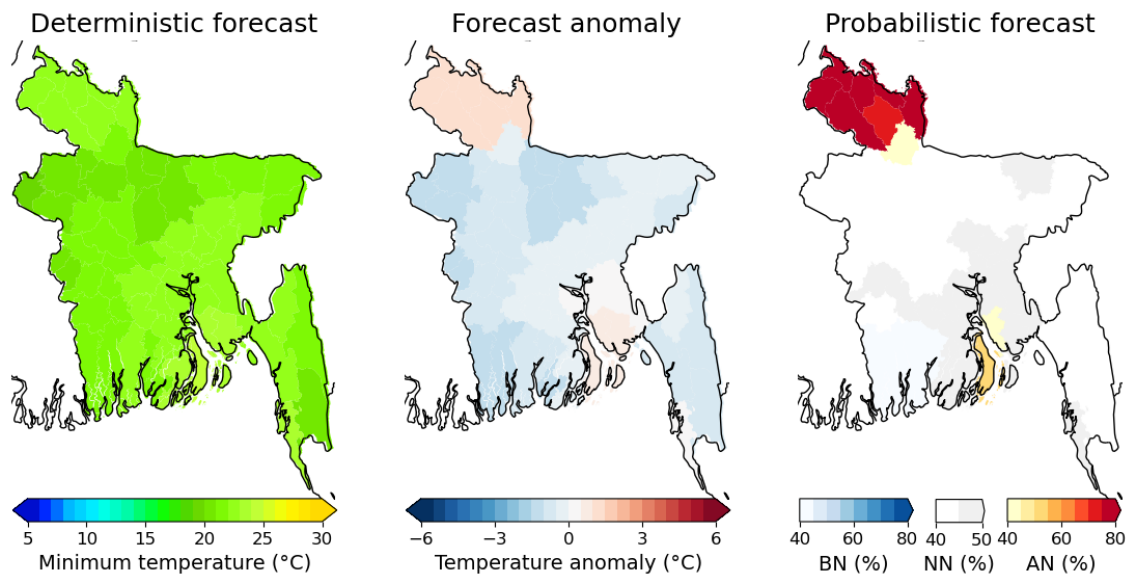
3.2 Significant Information

- Add here the text for significant information.

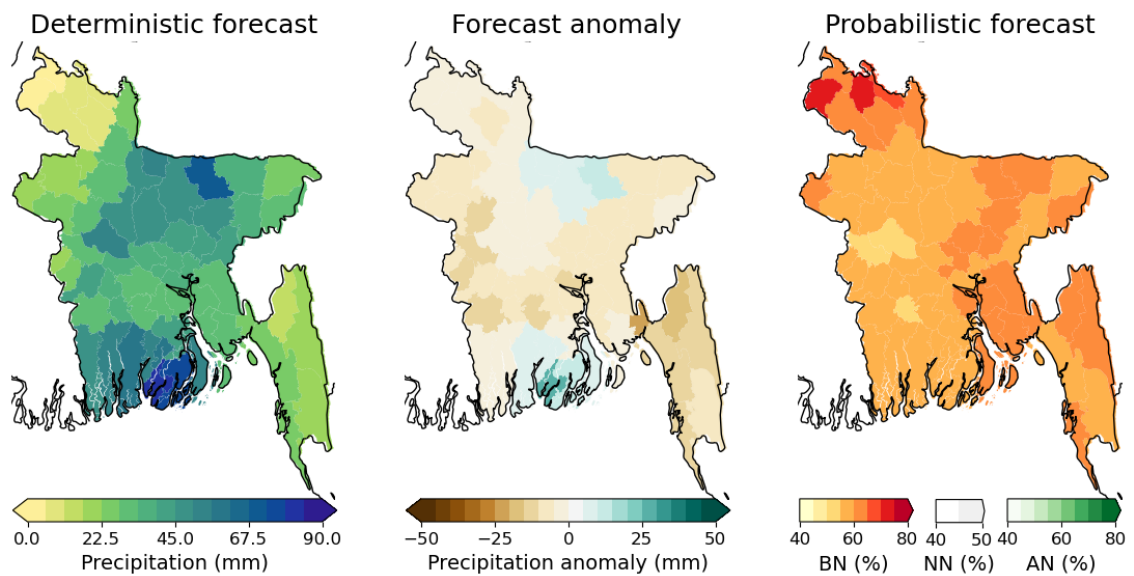
3.2 Maximum Temperature



3.3 Minimum Temperature



3.4 Rainfall



3.5 Forecast information at District level

Jointly prepared by BMD, DAE, Weather Impact-Netherlands, Wageningen Environmental Research and Digital Innovation for Impact (Dii-Dhaka) under BWCSR (Component-C), supported by World Bank

Division	District	Maximum Temperature (°C)			Minimum Temperature (°C)			Rainfall (mm)		
		Deterministic	Anomaly	Probabilistic (BN/NN/AN)	Deterministic	Anomaly	Probabilistic (BN/NN/AN)	Deterministic	Anomaly	Probabilistic (BN/NN/AN)
Dhaka	Dhaka	31	1	27/29/44	22	0	22/43/36	38	-6	60/21/19
	Faridpur	31	1	27/27/46	22	0	24/43/33	30	-6	55/27/18
	Gazipur	31	1	23/31/46	22	0	19/46/35	40	-6	61/20/19
	Gopalganj	31	1	26/25/49	22	0	20/53/27	32	-10	59/27/14
	Kishoreganj	31	1	14/34/51	22	0	19/44/37	46	-6	62/18/20
	Madaripur	31	1	18/33/50	22	0	19/49/32	32	-8	59/26/15
	Manikganj	31	1	27/29/44	22	0	21/45/34	37	-5	57/24/19
	Munshiganj	31	1	18/34/48	23	0	17/50/33	34	-10	56/30/14
	Narayanganj	31	1	23/30/47	22	0	13/53/34	34	-7	57/24/19
	Narsingdi	31	1	23/28/49	22	0	20/46/34	43	-8	61/20/19
	Rajbari	31	1	26/31/42	22	-1	27/39/34	38	-5	57/24/18
Shariatpur	31	1	10/40/50	23	0	14/53/33	32	-9	61/26/13	
Rajshahi	Bogra	32	1	13/17/69	21	-1	37/37/26	29	-3	55/28/17
	Joypurhat	32	2	0/19/80	21	-1	32/34/34	17	-8	57/26/17
	Naogaon	31	1	5/23/72	20	-1	36/34/30	20	-7	56/27/18
	Natore	31	1	14/38/47	21	-1	37/34/29	31	-11	55/27/18
	Nawabganj	31	1	5/23/73	20	-1	36/35/29	19	-8	61/26/13
	Pabna	31	1	18/37/44	21	-1	35/31/34	52	-4	55/27/19
	Rajshahi	31	1	14/33/53	20	-1	36/34/30	25	-6	55/27/18
	Sirajganj	31	1	19/35/46	21	-1	36/36/27	46	-1	55/27/18
Rangpur	Dinajpur	31	2	0/4/96	22	1	2/22/76	8	-4	60/25/15
	Gaibandha	32	2	0/19/80	21	0	14/44/41	29	-3	56/28/16
	Kurigram	31	1	0/6/94	23	1	2/21/77	27	-4	62/27/11
	Lalmonirhat	31	1	0/4/96	23	1	3/16/81	10	-5	66/27/6
	Nilphamari	32	2	0/3/96	23	1	2/17/81	8	-3	70/22/8
	Panchagarh	31	2	0/8/91	22	1	2/19/78	4	-2	65/27/8
	Rangpur	31	2	0/5/95	23	1	2/24/74	11	-5	61/24/15
	Thakurgaon	31	2	0/3/96	22	1	2/17/81	5	-2	72/20/8
Mymensingh	Jamalpur	32	1	14/11/75	21	-1	34/36/30	47	6	56/28/17
	Mymensingh	31	1	15/32/53	21	-1	31/36/33	49	6	57/26/17
	Netrakona	31	1	15/20/65	21	-1	27/39/34	70	10	61/17/22
	Sherpur	31	1	14/10/76	21	-1	38/35/26	53	6	56/29/16
Chittagong	Bandarban	29	1	13/43/44	21	-1	39/40/21	20	-9	59/27/14
	Brahamanbaria	31	1	22/29/49	22	0	16/48/36	42	-6	58/22/20
	Chandpur	32	1	2/45/53	23	0	11/54/35	30	-9	61/25/14
	Chittagong	31	1	16/34/49	23	-1	30/35/35	24	-13	59/26/15
	Comilla	31	1	11/43/46	23	0	13/56/31	32	-8	61/24/15
	Cox's Bazar	29	1	35/30/35	24	0	18/45/36	26	-10	63/18/19
	Feni	31	1	14/40/45	23	0	13/52/35	27	-20	62/21/17
	Khagrachhari	32	1	14/43/43	22	0	25/43/32	15	-19	61/25/14
	Lakshmipur	31	1	1/42/56	23	1	4/51/44	33	-9	61/22/17
	Noakhali	31	1	15/28/57	24	1	6/58/36	32	-5	60/21/19
Rangamati	31	2	11/41/48	21	-1	35/43/22	18	-14	61/25/14	
Khulna	Bagerhat	31	1	22/33/45	22	-1	42/36/21	57	8	59/24/17
	Chuadanga	31	1	18/38/44	21	-1	27/42/31	23	-10	58/24/18
	Jessore	31	1	30/27/43	22	-1	33/42/25	28	-11	56/31/13
	Jhenaidah	31	1	26/31/42	21	-1	27/47/25	41	-7	59/22/18
	Khulna	31	1	22/33/46	21	-1	41/36/22	51	-1	57/30/13
	Kushtia	31	1	18/36/45	21	-1	26/41/33	32	-10	54/29/18
	Magura	31	1	31/25/45	22	-1	25/47/28	34	-8	59/23/18
	Meherpur	31	1	19/36/45	21	-1	26/37/37	21	-7	59/24/17
	Narail	31	1	30/26/44	22	0	25/48/28	35	-10	54/32/14
	Satkhira	31	1	26/27/47	22	-1	43/34/23	46	-2	57/29/14
Barisal	Barguna	31	1	18/33/49	21	-1	35/46/20	81	27	60/17/23
	Barisal	31	1	14/37/48	22	0	18/52/29	43	-3	59/23/18
	Bhola	31	1	19/26/56	24	1	4/42/54	53	7	60/21/19
	Jhalokati	31	1	19/37/44	22	-1	24/50/27	61	10	59/23/18
	Patuakhali	30	1	19/33/48	23	0	18/51/31	74	15	60/21/19
	Pirojpur	31	1	18/38/44	22	-1	44/36/20	55	7	59/23/18
Sylhet	Habiganj	31	1	14/36/50	22	0	24/39/37	36	-7	60/20/21
	Maulvibazar	31	1	14/30/55	22	-1	36/36/28	29	-5	63/17/20

	Sunamganj	31	1	10/27/63	21	0	16/47/37	37	-6	61/21/19
	Sylhet	31	1	6/26/69	21	0	24/41/35	24	-6	58/23/19

3.6 Guidance

- Add here the text for guidance.

Forecast legend

Rainfall category	Amounts of rainfall
<ul style="list-style-type: none"> • Light rain • Moderate rain • Moderately Heavy • Heavy rain • Very heavy rain 	2-20 mm/day 22-22 mm/day 23-43 mm/day Heavy rain: 44-88 mm/day Very heavy rain: ≥ 89 mm/day
Probabilistic values <ul style="list-style-type: none"> • AN (%) • NN (%) • BN (%) 	This value represents the chance that the forecast will with respect to the climatology, divided into three categories: Above normal (likelihood in percent) Near normal (likelihood in percent) Below normal (likelihood in percent)
<ul style="list-style-type: none"> • Anomaly 	The difference between the deterministic value and the climatology (Climatology = Deterministic - Anomaly)