



Weather Impact

WAGENINGEN
UNIVERSITY & RESEARCH



Issue Date: 20 October 2023

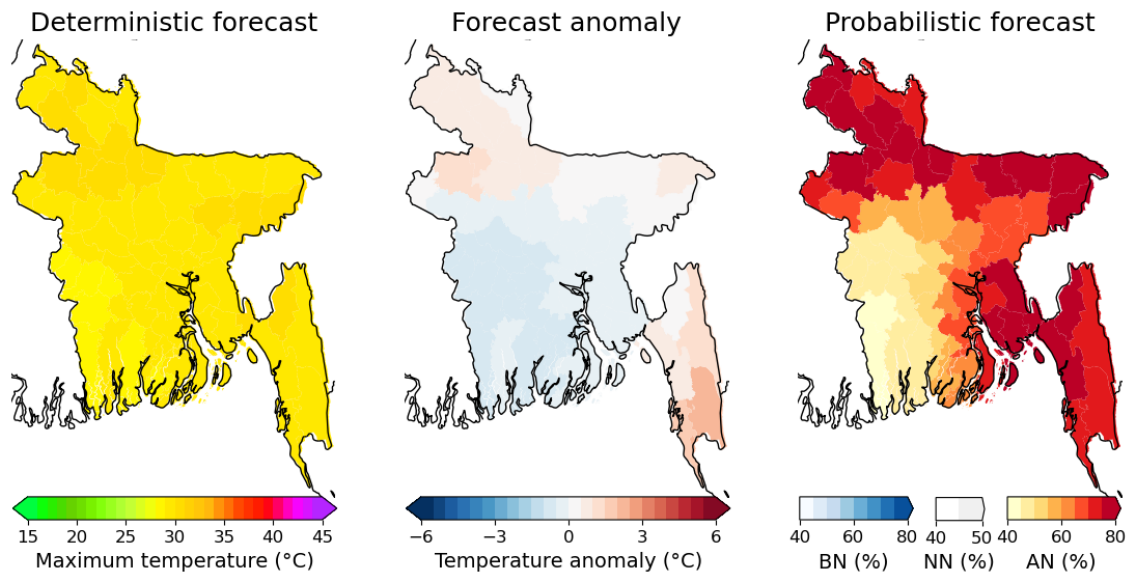
Subject: Experimental Sub-seasonal forecast for Bangladesh during 20.10.2023 to 16.11.2023

1. Weather Forecast for week 1 (Period: 20.10.2023 to 26.10.2023)

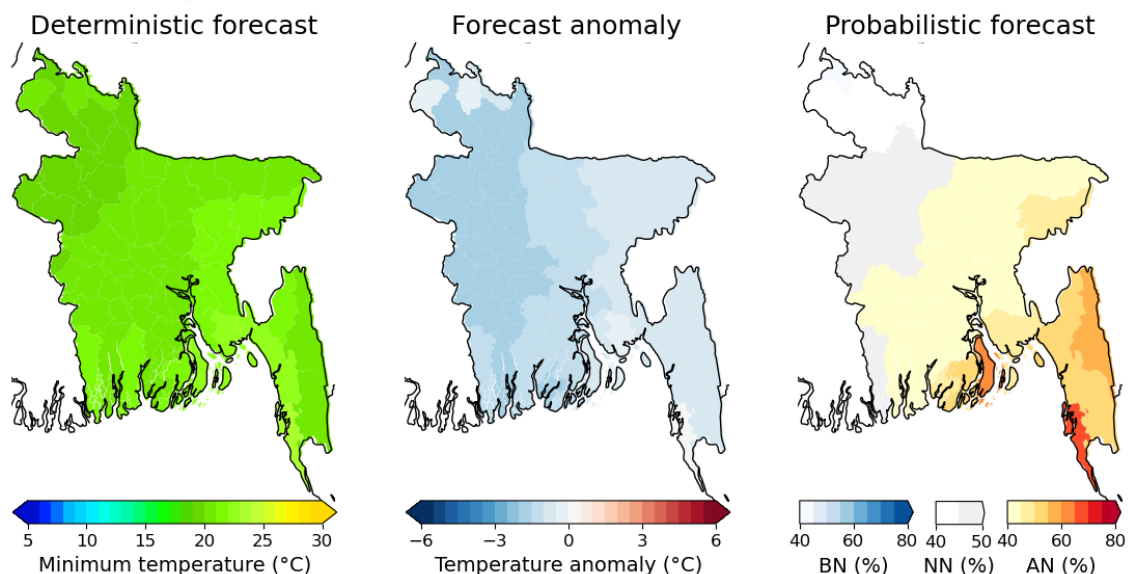
1.1 Significant Information

- Add here the text for significant information.

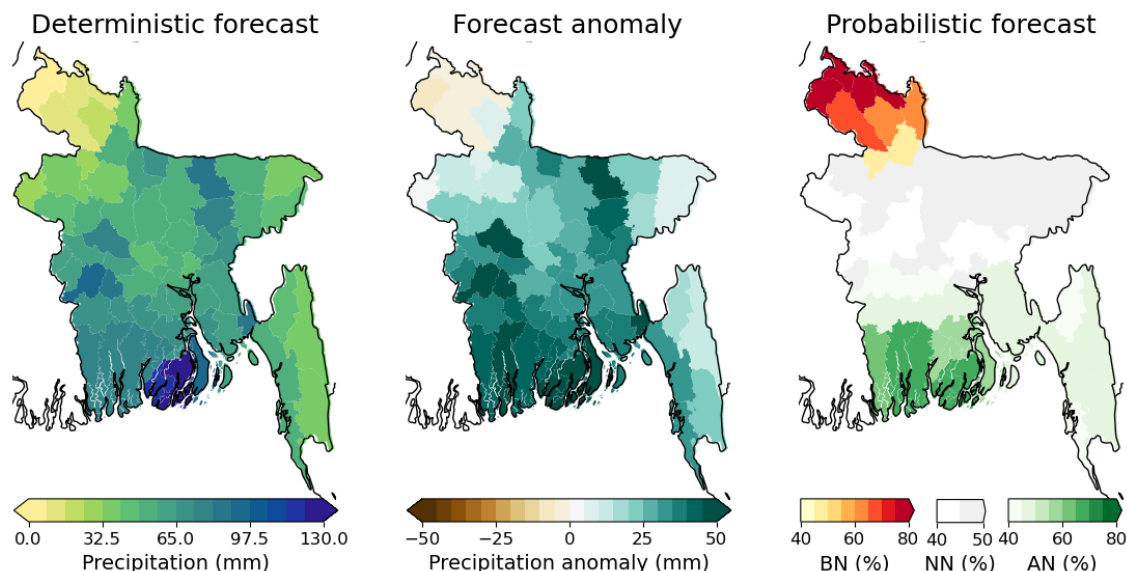
1.2 Maximum Temperature



1.3 Minimum Temperature



1.4 Rainfall



1.5 Forecast information at District level

Division	District	Maximum Temperature (°C)			Minimum Temperature (°C)			Rainfall (mm)		
		Deter- ministic	Anomaly	Probabilistic (BN/NN/AN)	Deter- ministic	Anomaly	Probabilistic (BN/NN/AN)	Deter- ministic	Anomaly	Probabilistic (BN/NN/AN)
Dhaka	Dhaka	29	0	10/29/61	21	-1	8/50/42	51	31	17/44/39
	Faridpur	29	-1	13/37/50	20	-2	5/54/41	51	29	14/45/41
	Gazipur	30	0	9/29/62	21	-1	6/53/41	51	28	21/42/37
	Gopalganj	29	-1	12/35/53	21	-1	2/56/42	67	35	14/38/48
	Kishoreganj	30	0	7/27/65	21	-1	3/53/44	74	44	22/49/30
	Madaripur	29	0	10/28/62	21	-1	2/55/43	62	33	15/38/47
	Manikganj	29	-1	10/38/52	20	-2	8/50/42	46	22	17/46/37
	Munshiganj	30	0	10/24/66	21	-1	5/52/43	56	33	16/46/38
	Narayanganj	30	0	10/22/68	21	-1	6/52/42	45	26	17/46/36
	Narsingdi	30	0	10/25/65	21	-1	3/53/44	58	37	21/43/36
	Rajbari	29	-1	10/42/47	20	-2	5/56/39	64	40	18/46/36
Shariatpur	29	0	8/26/67	21	-1	2/55/43	63	33	15/40/46	
Rajshahi	Bogra	30	1	6/19/75	20	-2	12/68/20	40	14	27/51/22
	Joypurhat	30	1	9/14/77	20	-2	14/65/21	31	8	46/38/16
	Naogaon	30	1	9/15/76	20	-2	16/67/17	36	14	34/46/20
	Natore	29	0	6/36/58	20	-2	9/63/28	51	25	28/45/27
	Nawabganj	30	0	10/16/74	19	-2	17/65/19	27	4	35/43/22
	Pabna	29	-1	9/42/50	20	-2	7/54/39	78	46	23/41/36
	Rajshahi	29	0	10/21/69	20	-2	11/64/26	43	23	32/43/26
	Sirajganj	29	0	8/32/60	20	-2	9/54/37	53	21	23/44/33
Rangpur	Dinajpur	30	1	9/12/79	19	-2	21/44/35	14	-2	66/22/12
	Gaibandha	30	1	8/12/80	20	-2	18/46/36	49	27	49/39/12
	Kurigram	30	0	10/15/74	19	-2	31/35/34	40	20	62/28/10
	Lalmonirhat	30	0	9/16/75	20	-1	39/28/33	15	-2	75/14/11
	Nilphamari	30	1	8/19/74	21	0	37/30/33	10	-5	77/12/11
	Panchagarh	30	1	8/10/82	19	-2	45/22/33	6	-4	80/11/8
	Rangpur	30	1	7/15/78	20	-2	23/42/36	23	5	62/26/12
Thakurgaon	30	1	8/15/77	20	0	39/28/33	6	-5	77/14/9	
Mymen- singh	Jamalpur	30	1	6/15/79	20	-1	10/66/25	57	30	27/56/18
	Mymen- singh	30	0	9/18/73	21	-1	7/52/41	55	27	21/49/30
	Netrakona	30	0	4/17/79	21	-1	8/49/43	82	48	22/49/29
	Sherpur	30	1	6/15/80	20	-1	10/62/28	65	37	32/51/17
Chitta- gong	Bandarban	30	2	10/17/73	21	-1	0/45/55	38	20	5/48/47
	Brahamanba ria	30	0	8/26/66	21	-1	2/54/45	67	39	18/45/37
	Chandpur	30	0	5/22/72	21	-1	0/57/43	61	33	14/40/45
	Chittagong	30	1	5/19/76	23	-1	0/49/51	53	31	10/43/47
	Comilla	30	0	5/19/76	21	-1	0/58/42	62	35	14/39/47
Cox's Bazar	30	2	7/19/73	24	0	0/31/69	55	33	6/51/43	

	Feni	30	0	4/20/76	22	-1	0/53/47	89	56	11/41/48
	Khagrachhari	30	0	6/17/77	22	-1	0/46/54	41	19	8/51/40
	Lakshmipur	30	0	7/18/75	22	-1	0/54/46	67	38	13/37/50
	Noakhali	30	0	5/19/76	23	0	0/51/49	62	38	12/41/47
	Rangamati	30	1	8/19/73	21	-1	0/45/55	34	15	5/49/46
Khulna	Bagerhat	29	-1	13/40/47	21	-1	2/54/44	75	44	9/25/65
	Chuadanga	29	-1	9/43/48	20	-2	5/56/39	65	36	15/45/40
	Jessore	29	-1	18/40/42	20	-2	2/58/40	66	37	11/40/49
	Jhenaidah	29	-1	14/38/48	20	-2	2/58/40	97	62	17/41/42
	Khulna	29	0	12/39/49	21	-2	2/55/44	80	50	9/25/65
	Kushtia	29	-1	9/42/49	20	-2	5/56/38	60	30	22/42/35
	Magura	29	-1	13/40/47	20	-2	5/55/41	87	58	14/43/42
	Meherpur	29	-1	9/43/47	20	-2	5/57/38	57	32	19/44/37
	Narail	29	-1	14/40/46	20	-2	2/57/42	73	44	14/40/46
	Satkhira	29	-1	15/42/43	21	-1	2/63/35	75	43	7/28/64
	Barisal	Barguna	29	-1	9/34/57	21	-2	0/53/47	119	79
Barisal		29	-1	10/25/65	21	-1	0/56/44	67	35	11/30/59
Bhola		29	0	6/21/73	23	-1	0/37/63	91	53	12/30/58
Jhalokati		29	-1	10/33/57	21	-1	2/54/44	80	44	11/30/59
Patuakhali		29	0	7/30/63	22	-1	0/50/50	125	83	12/22/66
Pirojpur		29	-1	11/38/51	21	-1	2/55/44	79	45	11/31/58
Sylhet	Habiganj	30	0	8/25/67	22	-1	2/49/49	54	18	20/51/30
	Maulvibazar	31	0	6/18/75	22	-1	5/48/47	44	9	24/48/28
	Sunamganj	30	0	4/16/80	20	-1	8/49/44	55	22	26/50/24
	Sylhet	30	1	5/14/81	20	-1	4/54/42	39	7	31/47/22

1.6 Guidance

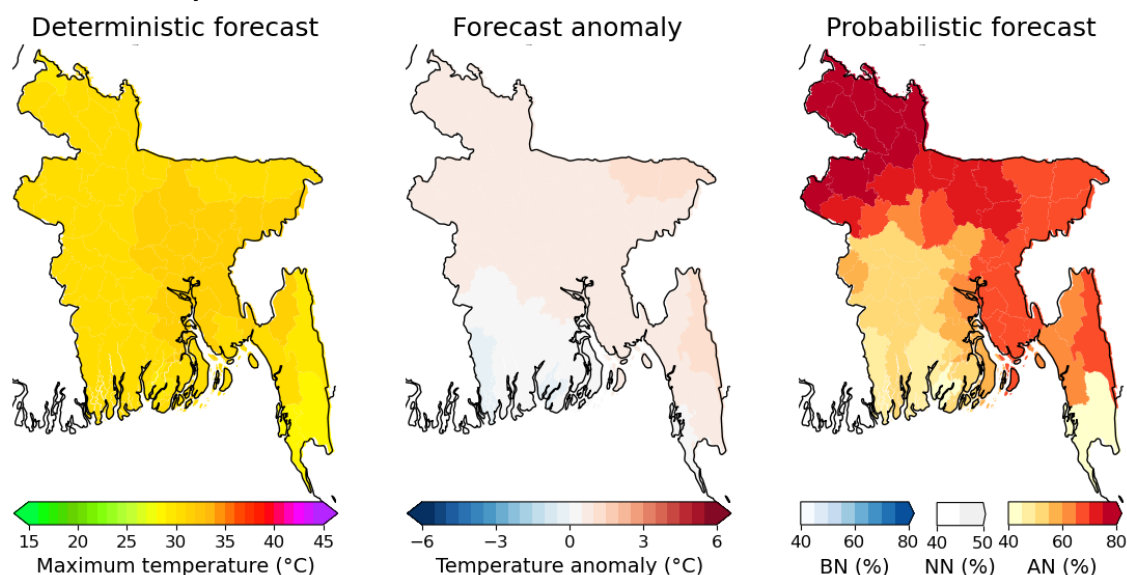
- Add here the text for guidance.

2. Weather Forecast for week 2 (Period: 27.10.2023 to 02.11.2023)

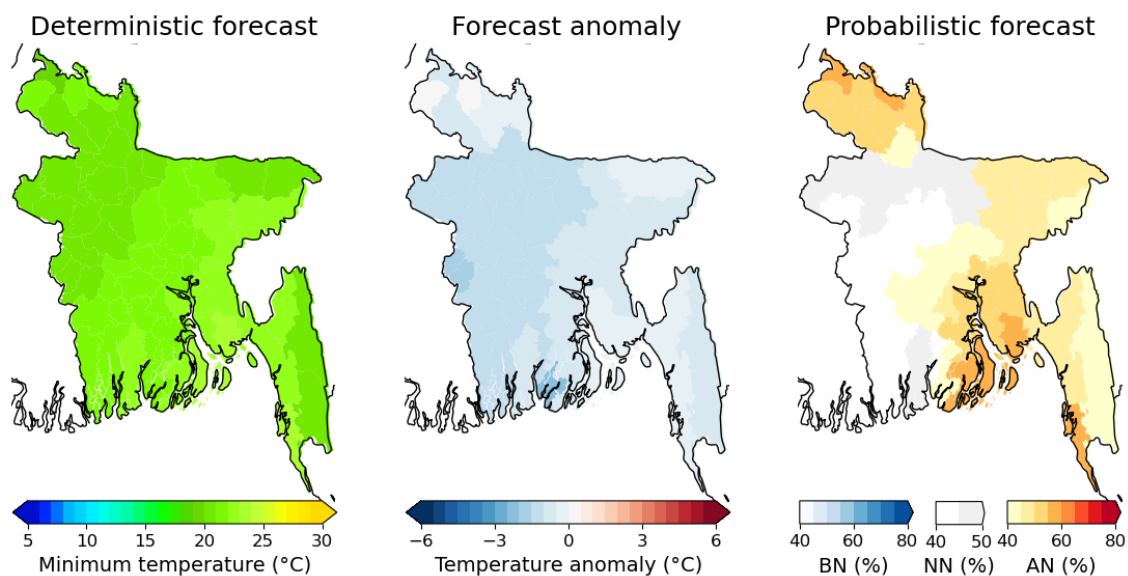
2.1 Significant Information

- Add here the text for significant information.

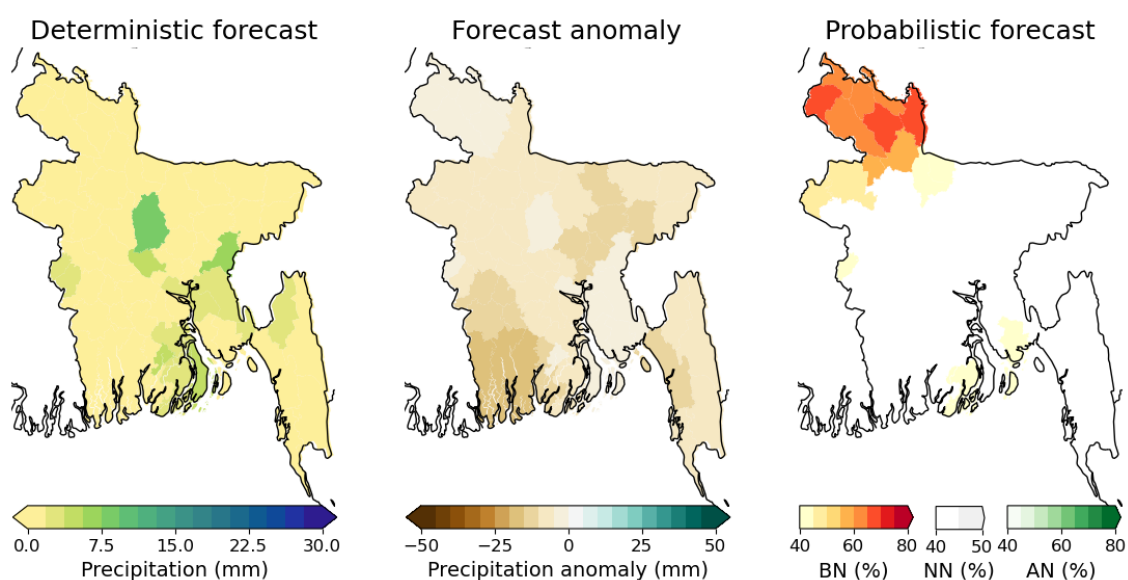
2.2 Maximum Temperature



2.3 Minimum Temperature



2.4 Rainfall



2.5 Forecast information at District level

Division	District	Maximum Temperature (°C)			Minimum Temperature (°C)			Rainfall (mm)		
		Deter- ministic	Anomaly	Probabilistic (BN/NN/AN)	Deter- ministic	Anomaly	Probabilistic (BN/NN/AN)	Deter- ministic	Anomaly	Probabilistic (BN/NN/AN)
Dhaka	Dhaka	31	1	17/28/55	22	-1	18/37/45	0	-8	33/41/27
	Faridpur	31	1	13/33/53	21	-1	19/38/43	0	-9	31/44/25
	Gazipur	31	1	18/25/57	22	-1	17/41/42	0	-10	34/39/27
	Gopalganj	31	0	13/35/52	21	-1	19/36/45	0	-8	30/44/26
	Kishoreganj	31	1	18/11/71	22	-1	16/38/46	0	-15	37/33/30
	Madaripur	31	1	13/30/57	22	-1	19/33/48	0	-6	33/42/25
	Manikganj	31	1	16/33/51	21	-1	19/38/43	4	-6	31/40/29
	Munshiganj	31	1	15/23/62	22	-1	18/34/48	4	-4	33/41/27
	Narayanganj	31	1	17/18/65	22	-1	18/31/51	0	-11	33/42/26
	Narsingdi	31	1	18/14/68	22	-1	18/40/42	0	-13	36/35/30
	Rajbari	31	1	13/35/51	21	-1	23/40/38	2	-8	30/43/27
Shariatpur	31	1	13/25/62	22	-1	19/30/51	2	-5	32/43/26	
Rajshahi	Bogra	31	1	12/16/72	21	-1	21/53/25	0	-7	39/42/19
	Joypurhat	31	1	8/17/75	20	-1	18/52/31	0	-6	57/34/9
	Naogaon	30	1	9/16/76	20	-1	22/50/28	0	-6	46/40/14
	Natore	31	1	9/25/66	21	-1	22/48/30	0	-7	37/44/19
	Nawabganj	30	1	8/17/75	20	-1	25/47/28	0	-5	47/37/15

Rangpur	Pabna	31	1	13/35/52	21	-1	24/42/33	0	-8	34/43/23
	Rajshahi	30	1	12/17/71	20	-1	25/41/34	0	-5	40/42/18
	Sirajganj	31	1	13/22/65	21	-1	23/43/34	0	-6	36/42/22
	Dinajpur	30	1	7/15/78	21	-1	14/35/52	0	0	65/25/10
	Gaibandha	31	1	10/15/76	20	-1	14/43/43	0	-9	60/26/14
	Kurigram	30	1	11/12/77	21	0	15/32/53	0	-8	66/26/8
	Lalmonirhat	30	1	9/13/79	21	0	11/34/55	0	-3	63/31/6
	Nilphamari	31	1	8/13/79	21	0	11/34/54	0	-2	62/32/6
	Panchagarh	30	1	7/16/77	20	-1	4/41/56	0	-1	62/30/7
Rangpur	30	1	9/15/77	21	0	14/35/52	0	-2	66/24/10	
Thakurgaon	30	1	7/11/81	21	0	9/36/55	0	0	66/27/7	
Mymen-singh	Jamalpur	31	1	13/15/72	21	-1	21/53/26	0	-8	42/37/20
	Mymen-singh	31	1	17/11/72	21	-1	16/45/38	0	-8	38/40/21
	Netrakona	31	1	17/13/70	21	-1	15/39/46	0	-14	40/40/20
	Sherpur	31	1	14/14/72	21	-1	19/54/28	0	-10	41/43/16
Chitta-gong	Bandarban	29	1	15/41/44	21	-1	20/36/44	2	-6	36/31/33
	Brahamanbaria	31	1	18/12/70	22	-1	13/39/48	6	-4	37/33/29
	Chandpur	31	1	15/17/69	22	0	16/31/53	3	-3	34/40/26
	Chittagong	30	1	14/22/64	23	0	19/36/45	0	-12	35/36/29
	Comilla	31	1	15/16/69	22	-1	16/31/53	3	-4	34/38/28
	Cox's Bazar	28	0	18/39/43	23	0	16/28/57	2	-5	37/33/29
	Feni	31	1	11/21/68	23	0	14/36/50	3	-4	36/32/31
	Khagrachhari	31	1	9/27/64	22	0	15/40/45	2	-6	30/38/32
	Lakshmipur	31	1	14/17/68	23	0	17/28/55	0	-4	40/32/28
	Noakhali	31	1	14/18/68	23	0	14/30/55	0	-4	40/32/27
Rangamati	30	1	11/22/67	21	-1	21/35/44	0	-10	30/40/30	
Khulna	Bagerhat	30	0	12/42/46	22	-1	20/46/34	0	-16	38/35/27
	Chuadanga	31	1	12/33/55	21	-2	23/41/35	3	-5	35/37/28
	Jessore	31	0	19/27/54	21	-1	22/44/34	0	-13	31/41/28
	Jhenaidah	31	0	13/34/53	21	-1	24/42/34	0	-14	29/42/28
	Khulna	30	0	15/34/51	22	-1	21/44/35	0	-17	35/34/31
	Kushtia	31	1	10/36/54	21	-1	24/41/35	0	-7	34/40/26
	Magura	31	0	12/35/53	21	-1	21/38/41	0	-13	31/43/26
	Meherpur	31	1	11/34/55	20	-2	23/42/35	2	-5	43/30/28
	Narail	31	0	13/34/53	21	-1	20/37/43	0	-14	30/43/27
Satkhira	30	0	17/36/47	22	-1	22/43/35	0	-16	37/33/30	
Barisal	Barguna	30	0	12/46/42	21	-2	18/41/41	0	-13	37/35/27
	Barisal	31	0	14/29/57	22	-1	18/30/51	2	-5	37/37/27
	Bhola	30	0	14/28/59	23	0	16/27/57	4	-3	38/36/26
	Jhalokati	31	0	11/36/53	22	-1	20/35/45	4	-5	32/42/26
	Patuakhali	30	0	12/38/50	23	-1	19/25/57	3	-9	40/34/25
Pirojpur	31	0	11/39/50	22	-1	20/44/36	0	-12	33/40/27	
Sylhet	Habiganj	31	1	18/12/69	22	-1	12/41/46	0	-11	37/33/30
	Maulvibazar	32	1	19/13/68	22	-1	11/44/44	0	-8	36/34/30
	Sunamganj	31	1	17/13/70	21	0	13/40/47	0	-10	33/45/23
	Sylhet	31	1	18/15/67	21	0	12/43/45	0	-6	34/41/24

2.6 Guidance

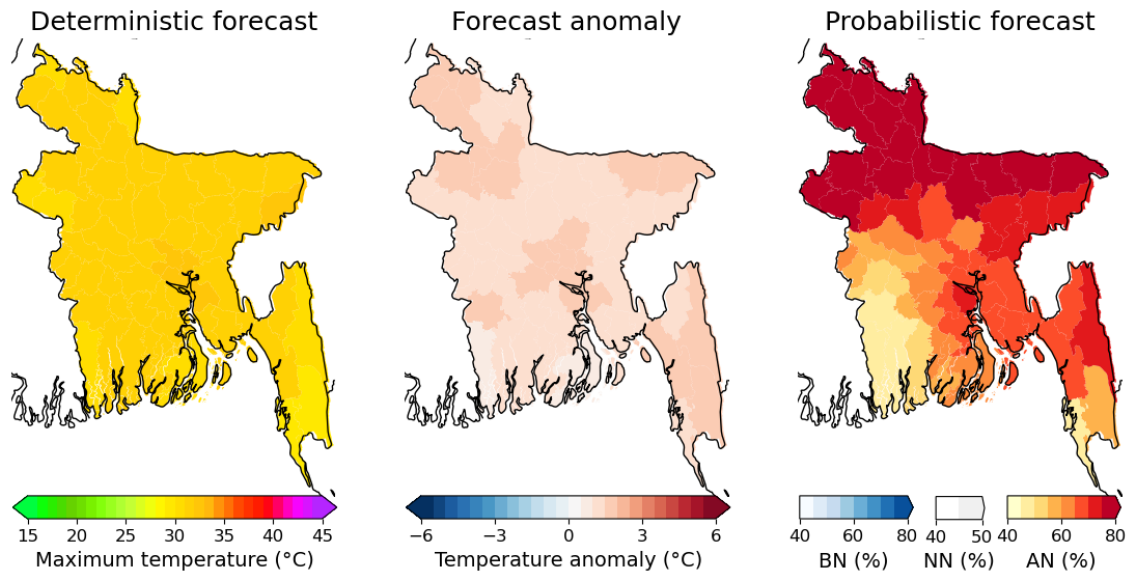
- Add here the text for guidance.

3. Weather Outlook for week 3+4 (Period: 03.11.2023 to 16.11.2023)

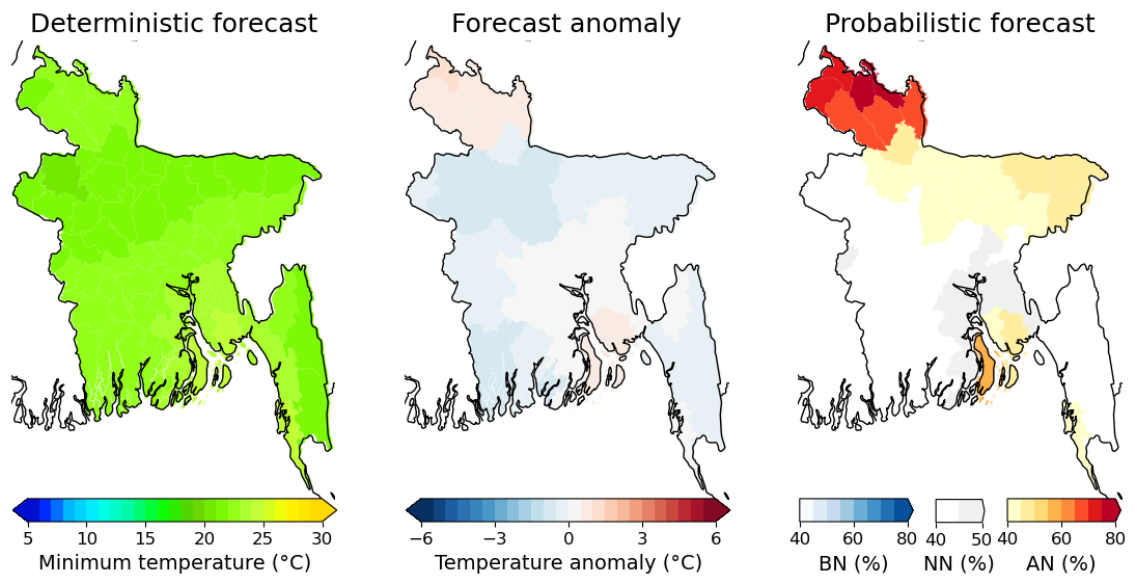
3.2 Significant Information

- Add here the text for significant information.

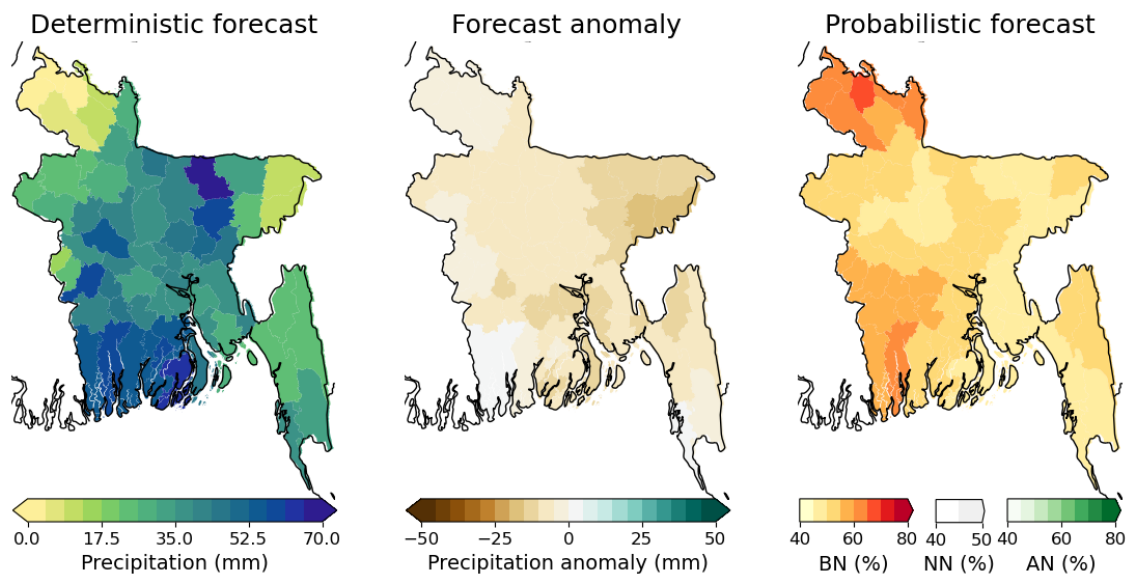
3.2 Maximum Temperature



3.3 Minimum Temperature



3.4 Rainfall



3.5 Forecast information at District level

Jointly prepared by BMD, DAE, Weather Impact-Netherlands, Wageningen Environmental Research and Digital Innovation for Impact (Dii-Dhaka) under BWCSR (Component-C), supported by World Bank

Division	District	Maximum Temperature (°C)			Minimum Temperature (°C)			Rainfall (mm)		
		Deterministic	Anomaly	Probabilistic (BN/NN/AN)	Deterministic	Anomaly	Probabilistic (BN/NN/AN)	Deterministic	Anomaly	Probabilistic (BN/NN/AN)
Dhaka	Dhaka	32	2	10/22/68	23	0	17/44/39	41	-5	52/33/15
	Faridpur	32	2	9/29/61	23	0	21/45/34	33	-6	58/27/16
	Gazipur	32	2	9/28/63	23	0	31/30/39	44	-8	54/30/16
	Gopalganj	32	1	9/28/64	23	0	23/43/35	42	-11	57/28/15
	Kishoreganj	32	1	9/18/73	23	0	31/26/43	58	-13	50/36/13
	Madaripur	32	1	9/25/66	23	0	16/48/36	39	-11	53/32/15
	Manikganj	32	2	9/30/61	22	0	29/33/39	38	-7	51/34/15
	Munshiganj	32	2	10/21/69	23	0	12/52/36	41	-7	54/31/15
	Narayanganj	32	2	10/20/70	23	0	11/53/36	39	-6	53/33/14
	Narsingdi	32	1	10/20/71	23	0	14/48/37	50	-8	54/32/14
	Rajbari	32	1	8/36/56	22	0	30/36/34	43	-8	54/33/14
Shariatpur	32	2	10/20/70	23	0	13/54/33	37	-12	54/30/16	
Rajshahi	Bogra	32	2	4/15/81	21	-1	34/25/41	26	-5	51/33/16
	Joypurhat	31	2	4/11/86	21	-1	29/27/44	23	-5	55/31/14
	Naogaon	31	2	4/13/83	21	-1	30/31/39	24	-5	51/34/15
	Natore	31	1	8/20/72	21	-1	32/32/36	41	-7	48/39/13
	Nawabganj	31	1	5/20/75	21	0	23/42/35	22	-6	54/32/14
	Pabna	31	1	8/32/60	22	0	32/33/35	55	-8	52/34/13
	Rajshahi	31	1	7/16/76	21	-1	31/34/35	30	-4	51/35/14
	Sirajganj	31	1	8/21/71	21	-1	34/27/40	42	-9	48/38/14
Rangpur	Dinajpur	31	2	3/6/91	22	1	1/32/67	6	-4	60/27/13
	Gaibandha	31	2	3/8/90	21	0	18/36/46	31	-6	55/31/14
	Kurigram	31	1	3/8/89	22	1	1/30/69	31	-5	63/26/11
	Lalmonirhat	31	1	3/6/91	22	1	1/21/77	10	-4	63/25/12
	Nilphamari	31	2	3/6/91	22	1	1/23/76	3	-4	66/22/12
	Panchagarh	31	2	3/7/90	22	1	2/27/71	0	-3	60/28/12
	Rangpur	31	1	3/7/90	22	1	1/32/67	13	-4	60/28/12
	Thakurgaon	31	2	3/6/91	22	1	1/26/72	2	-3	64/23/13
Mymensingh	Jamalpur	31	1	4/12/84	21	-1	33/23/44	38	-8	48/37/15
	Mymensingh	32	1	7/9/83	22	0	31/26/43	40	-9	50/36/14
	Netrakona	31	1	5/13/82	22	0	28/28/43	66	-14	49/36/15
	Sherpur	31	1	6/10/85	21	-1	33/23/43	46	-10	53/33/14
Chittagong	Bandarban	29	2	16/29/55	22	0	29/35/36	33	-1	47/32/21
	Brahamanbaria	32	1	9/21/70	23	0	19/41/39	45	-11	49/37/14
	Chandpur	32	2	11/20/69	23	0	12/53/35	33	-11	47/39/14
	Chittagong	31	2	16/19/65	23	0	25/41/34	26	-7	50/32/18
	Comilla	32	1	11/20/69	23	0	16/52/33	38	-7	47/39/14
	Cox's Bazar	30	1	20/33/47	24	0	15/40/45	38	1	47/31/22
	Feni	32	1	10/24/66	23	0	16/47/37	41	-11	48/33/19
	Khagrachhari	32	1	13/22/65	23	0	22/41/36	25	-11	54/29/18
	Lakshmipur	32	1	10/21/69	23	1	8/50/42	37	-11	48/38/14
	Noakhali	31	1	9/21/70	24	1	4/49/47	29	-9	49/35/16
Rangamati	31	2	11/16/74	22	0	32/34/35	24	-7	50/30/20	
Khulna	Bagerhat	31	1	14/34/51	23	0	35/35/30	55	-4	54/30/16
	Chuadanga	31	1	8/35/57	22	0	27/43/30	22	-4	56/30/14
	Jessore	32	2	9/44/47	22	0	34/37/29	40	-6	59/25/16
	Jhenaidah	31	1	8/41/51	22	0	35/34/30	57	-5	57/30/13
	Khulna	31	1	10/41/49	22	-1	35/37/28	60	1	61/22/17
	Kushtia	31	1	8/33/59	22	0	32/34/34	38	-2	52/34/14
	Magura	32	1	9/40/51	22	0	31/39/30	46	-11	59/26/15
	Meherpur	31	1	8/28/64	22	0	22/49/30	17	-3	57/29/14
	Narail	32	1	9/32/59	23	0	27/44/29	47	-8	58/25/17
	Satkhira	31	1	13/39/48	22	-1	38/37/25	53	1	57/25/18
Barisal	Barguna	31	1	9/31/60	23	-1	31/37/32	56	-11	51/33/16
	Barisal	31	1	11/22/67	23	0	14/54/32	54	-5	51/35/14
	Bhola	31	1	12/24/64	24	1	4/40/56	47	-10	49/36/15
	Jhalokati	32	1	11/26/63	23	0	23/43/34	60	-5	51/34/15
	Patuakhali	31	1	12/24/64	24	0	13/51/35	65	-10	48/36/17
	Pirojpur	32	1	11/26/63	22	0	33/36/31	53	-6	51/35/14
Sylhet	Habiganj	32	1	9/18/73	23	0	30/28/42	26	-16	47/38/15
	Maulvibazar	32	1	9/17/74	23	0	31/24/45	12	-16	50/35/15

	Sunamganj	31	2	6/12/82	22	0	26/28/46	34	-13	49/34/17
	Sylhet	31	2	7/12/82	22	0	28/22/50	11	-13	51/32/17

3.6 Guidance

- Add here the text for guidance.

Forecast legend

Rainfall category	Amounts of rainfall
<ul style="list-style-type: none"> • Light rain • Moderate rain • Moderately Heavy • Heavy rain • Very heavy rain 	2-20 mm/day 22-22 mm/day 23-43 mm/day Heavy rain: 44-88 mm/day Very heavy rain: ≥ 89 mm/day
Probabilistic values <ul style="list-style-type: none"> • AN (%) • NN (%) • BN (%) 	This value represents the chance that the forecast will with respect to the climatology, divided into three categories: Above normal (likelihood in percent) Near normal (likelihood in percent) Below normal (likelihood in percent)
<ul style="list-style-type: none"> • Anomaly 	The difference between the deterministic value and the climatology (Climatology = Deterministic - Anomaly)